
Omidyar Network 2024 Grantee Perception Report

Generated on May 30, 2024



THE CENTER FOR
EFFECTIVE PHILANTHROPY

675 Massachusetts Avenue
7th Floor
Cambridge, MA 02139
617-492-0800

131 Steuart Street
Suite 501
San Francisco, CA 94105
415-391-3070

cep.org

The online version of this report can be accessed at cep.surveystats.org

Interpreting Your Charts..... 1

Key Ratings Summary 2

Survey Population 3

Subgroup-Level Response Rates 4

Subgroup Methodology and Differences 5

Comparative Cohorts 7

Grantmaking Characteristics..... 9

Overall Impact 12

Advancing Knowledge and Public Policy..... 13

Overall Understanding..... 15

Assistance Beyond the Grant..... 17

People and Communities Served 20

Diversity, Equity, and Inclusion..... 23

Funder-Grantee Relationships..... 24

Interaction Patterns 25

Communication..... 27

Grant Processes 29

Selection Process 29

Reporting and Evaluation Process 31

Reporting Process 32

Evaluation Process..... 33

Dollar Return and Time Spent on Processes..... 35

Time Spent on Selection Process 36

Time Spent on Reporting and Evaluation Process..... 37

Customized Questions 39

Grantees' Organization Characteristics 39

Grantees' Written Comments 41

- Quality of Processes, Interactions and Communications 41**
- Suggestion Topics..... 41**
- Selected Suggestions 42**

Respondent Characteristics 45

- Respondent Demographics 45**
- Respondent Job Title..... 49**

Contextual Data 50

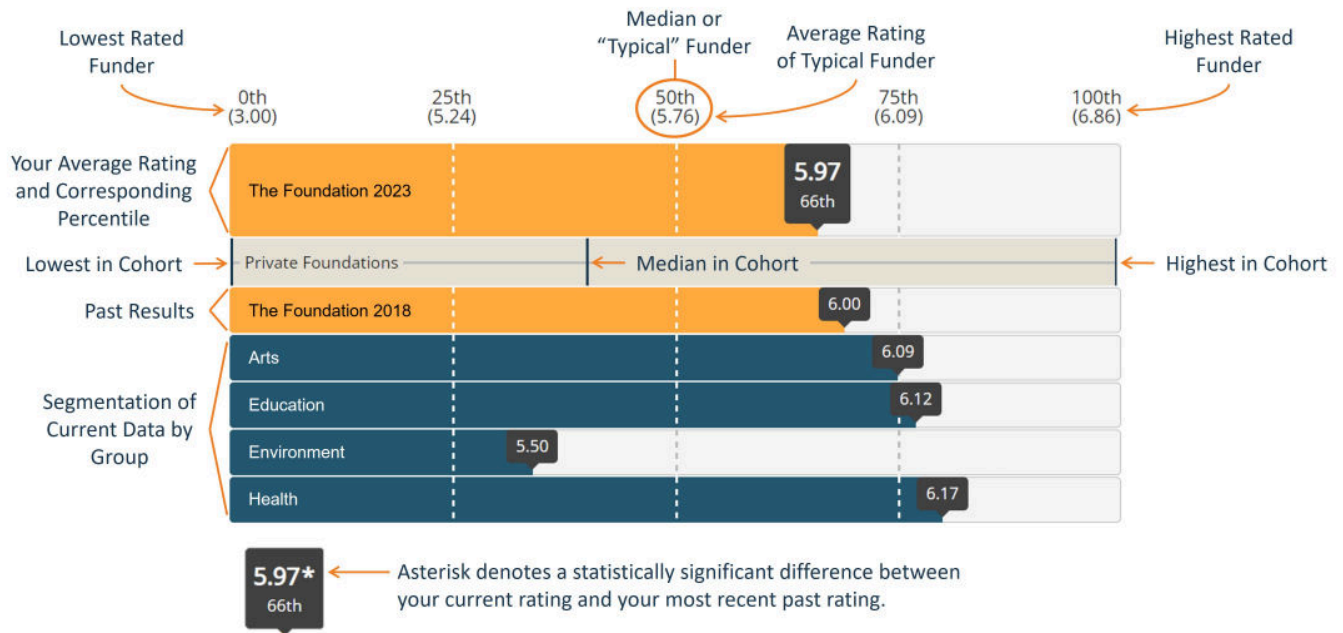
- Grantee Characteristics 54**
- Funder Characteristics 57**

Additional Survey Information 59

About CEP and Contact Information..... 61

Interpreting Your Charts

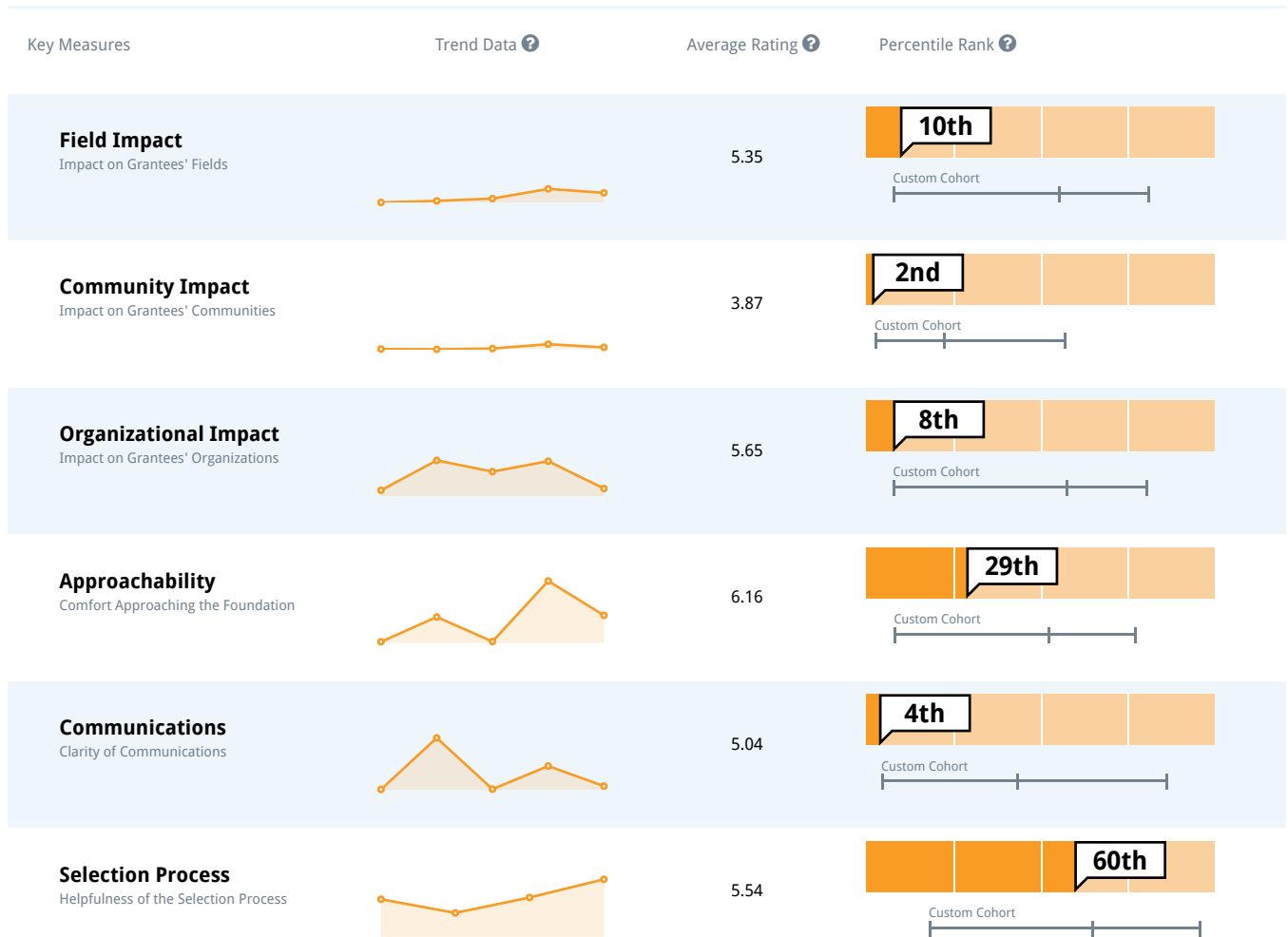
Many of the charts in this report are shown in this format. See below for an explanation of the chart elements.



Missing data: Selected grantee ratings are not displayed in this report due to changes in the survey instrument, or when a question received fewer than ten responses.

Key Ratings Summary

The following chart highlights a selection of Omidyar Network's key results. Each of these data points corresponds to an individual survey measure that is displayed with additional detail in the subsequent pages of this report.



Survey Population

Survey	Survey Fielded	Survey Population	Number of Responses Received	Survey Response Rate
Omidyar 2024	February and March 2024	402	171	43%
Omidyar 2021	February and March 2021	184	98	53%
Omidyar 2014	September and October 2014	93	62	67%
Omidyar 2011	May and June 2011	49	38	78%
Omidyar 2004	February and March 2004	29	24	83%

Survey Year	Year of Active Grants
ON 2024	December 2022-2023
ON 2021	October 2019-2020
ON 2014	2013
ON 2011	2010
ON 2004	2003

Throughout this report, Omidyar Network's survey results are compared to CEP's broader dataset of more than 60,000 grantee responses from over 350 funders built up over more than a decade of grantee surveys. A list of some funders who have recently participated in the GPR can be found at <https://cep.org/gpr-participants/>.

Subgroups

In addition to showing Omidyar's overall ratings, this report shows ratings segmented by Investment Record Type. The online version of this report also shows ratings segmented by Purpose of Funding, Support Type, Follow-on or Renewal, Sub-focus, Purpose of Funding (Class), Respondent Gender, Respondent Person of Color Identity, and Respondent Intersectional Identity (US Only).

Investment Record Type	Number of Responses
LLC Project Funding	44
ONFI Grant	96
Programmatic Contract	31

Purpose of Funding	Number of Responses
Building Cultures of Belonging	21
Organization & Strategy	20
Reimagining Capitalism	58
Responsible Technology	72

Support Type	Number of Responses
Core Support	40
Project Support	103

Grant is Follow-On or Renewal	Number of Responses
Yes	49
No	122

Sub-Focus	Number of Responses
National/Federal	91
State/Local	29
Not Applicable	46

Purpose of Funding (Class)	Number of Responses
Corporations & Capital Markets	17
Digital Trust & Safety	12
General, Learning & Impact, and Strategic Communications	17
Generative AI	12
New Belonging	16
New Data Paradigm	16
New Economic Paradigm	18
Platforms & Power	15
RC Theme-Wide	11
RT Theme-Wide	16
Worker Power	13

Respondent Gender	Number of Responses
Identifies as "gender non-conforming", "non-binary" or any combination of genders	10
Identifies as a Man	54
Identifies as a Woman	89

Respondent Person of Color Identity	Number of Responses
Does not identify as a Person of Color	92
Identifies as a Person of Color	39
Prefer not to say	11

Respondents' Intersectional Identities (US Only)	Number of Responses
Identifies as Man and Not a Person of Color	29
Identifies as Woman and Not a Person of Color	61
Identifies as a Man and Person of Color	14
Identifies as a Woman and Person of Color	19
Prefer not to say	12

Subgroup-Level Response Rates

The following are tables of response rates for each subgroup. Response rates were calculated based on the tagging of grantees in the list provided by ON.

Investment Record Type	Response Rate
LLC Project Funding	49%
ONFI Grant	46%
Programmatic Contract	24%

Purpose of Funding	Response Rate
Building Cultures of Belonging	47%
Organization & Strategy	34%
Reimagining Capitalism	46%
Responsible Technology	36%

Support Type	Response Rate
Core Support	46%
Project Support	46%

Grant is Follow-On or Renewal	Response Rate
Yes	47%
No	38%

Sub-Focus	Response Rate
National/Federal	38%
State/Local	43%
Not Applicable	40%

Purpose of Funding (Class)	Response Rate
Corporations & Capital Markets	47%
Digital Trust & Safety	52%
General, Learning & Impact, and Strategic Communications	37%
Generative AI	39%
New Belonging	48%
New Data Paradigm	37%
New Economic Paradigm	43%
Platforms & Power	33%
RC Theme-Wide	58%
RT Theme-Wide	31%
Worker Power	46%

Subgroup Methodology and Differences

The following page outlines the methodology used to determine the subgroups that are displayed in the report, along with any differences in grantee perceptions. Differences should be interpreted in the context of Omidyar Network's goals and strategy.

CEP conducts statistical analysis on groups of 10 or larger. Ratings described as "significantly" higher or lower reflect statistically significant differences at a P-value less than or equal to 0.1. Ratings described as "trending" higher or lower reflect a 0.3-point difference larger or smaller than the overall average rating.

Subgroup Methodology

Investment Record Type: Using the grantee list provided by ON, CEP tagged grantees based on Investment Record

Purpose of Funding: Using the grantee list provided by ON, CEP tagged grantees based on Purpose of Funding.

Support Type: Using the grantee list provided by ON, CEP tagged grantees based on Support Type.

Follow-on or Renewal: Using the grantee list provided by ON, CEP tagged grantees based on Follow-on or Renewal.

Sub-focus: Using the grantee list provided by ON, CEP tagged grantees based on Sub-focus.

Purpose of Funding (Class): Using the grantee list provided by ON, CEP tagged grantees based on Purpose of Funding (Class). Due to there being less than ten respondents for many of these groups, CEP recategorized the groups as followed, with input from ON:

- Corporations & Capital Markets
- Digital Trust & Safety
- Generative AI
- New Belonging
- New Data Paradigm
 - Foundations of Data Economy
 - New Data Paradigm
- New Economic Paradigm
- Platforms & Power
- Worker Power
- General, Learning & Impact, and Strategic Communications
 - General
 - Learning & Impact
 - Policy & Advocacy
 - Narrative & Storytelling
 - DEI for ON Portfolio Orgs
- RC Theme-Wide
 - Universal Family Care Ballot Initiative
 - RC Theme-Level
 - Corporate Political Influence
 - State Policy/Infrastructure
- RT Theme-Wide
 - Theme-Level
 - Open Source Software Standards
 - Digital Natives
 - The Tech We Want
 - Cloud Governance
 - Gaming & Immersive Tech

Respondents from Legacy Portfolio, ID in the African Digital Economy, BCB Theme-Level, Home, Cultivating Repair, and Race in Federal Law and Policy Project were excluded from this segmentation due to not having enough respondents.

Respondent Gender: Using data grantees provided in the survey, CEP tagged grantees based on their gender identity. Those segmented as "Identifies as a Man" selected "Man" only, and those segmented as "Identifies as a Woman" selected "Woman" only.

Respondent Person of Color Identity (US Only): Using data grantees provided in the survey, CEP tagged grantees based on their person of color identity.

Respondents' Intersectional Identities (US Only): Using data grantees provided in the survey, CEP tagged grantees based on their person of color identity.

Subgroup Differences

Investment Record Type: Grantees who received ONFI Grants or LLC Project Funding rate significantly *higher* on measures related to impact compared to grantees who received a Programmatic Contract.

Purpose of Funding: There are no consistent, significant differences by Purpose of Funding.

Support Type: There are no consistent, significant differences by Support Type.

Follow-on or Renewal: There are no consistent, significant differences by Follow-on or Renewal.

Sub-focus: There are no consistent, significant differences by Sub-focus.

Purpose of Funding (Class): There are no consistent, significant differences by Purpose of Funding (Class).

Respondent Gender: There are no consistent, significant differences by Respondent Gender.

Respondent Person of Color Identity (US Only): There are no consistent, significant differences by Respondent Person of Color Identity.

Respondents' Intersectional Identities (US Only): There are no consistent, significant differences by Respondents' Intersectional Identities.

For more information about respondent demographics, please see the "[Respondent Demographics](#)" section.

Comparative Cohorts

Customized Cohort

Omidyar selected a set of 16 funders to create a smaller comparison group that more closely resembles Omidyar in scale and scope.

Custom Cohort

Democracy Fund
Ford Foundation
Heising-Simons Foundation
John D. and Catherine T. MacArthur Foundation
John S. and James L. Knight Foundation
Luminate
Oak Foundation
Omidyar Network
Skoll Foundation
Surdna Foundation, Inc.
The David and Lucile Packard Foundation
The F.B. Heron Foundation
The James Irvine Foundation
The Rockefeller Foundation
The William and Flora Hewlett Foundation
W.K. Kellogg Foundation

CEP included 18 standard cohorts to allow for comparisons to a variety of different types of funders.

Strategy Cohorts

Cohort Name	Count	Description
Small Grant Providers	34	Funders with median grant size of \$20K or less
Large Grant Providers	126	Funders with median grant size of \$200K or more
High Touch Funders	33	Funders for which a majority of grantees report having contact with their primary contact monthly or more often
Proactive Grantmakers	121	Funders that make at least 90% of grants by invitation only
Responsive Grantmakers	110	Funders that make at most 10% of grants by invitation only
Intermediary Funders	25	Funders that primarily regrant philanthropic dollars
International Funders	62	Funders that fund outside of their own country

Annual Giving Cohorts

Cohort Name	Count	Description
Funders Giving Less Than \$5 Million	57	Funders with annual giving of less than \$5 million
Funders Giving \$50 Million or More	96	Funders with annual giving of \$50 million or more

Foundation Type Cohorts

Cohort Name	Count	Description
Private Foundations	181	All private foundations in the GPR dataset
Family Foundations	93	All family foundations in the GPR dataset
Community Foundations	41	All community foundations in the GPR dataset
Health Conversion Foundations	31	All health conversion foundations in the GPR dataset
Corporate Foundations	26	All corporate foundations in the GPR dataset

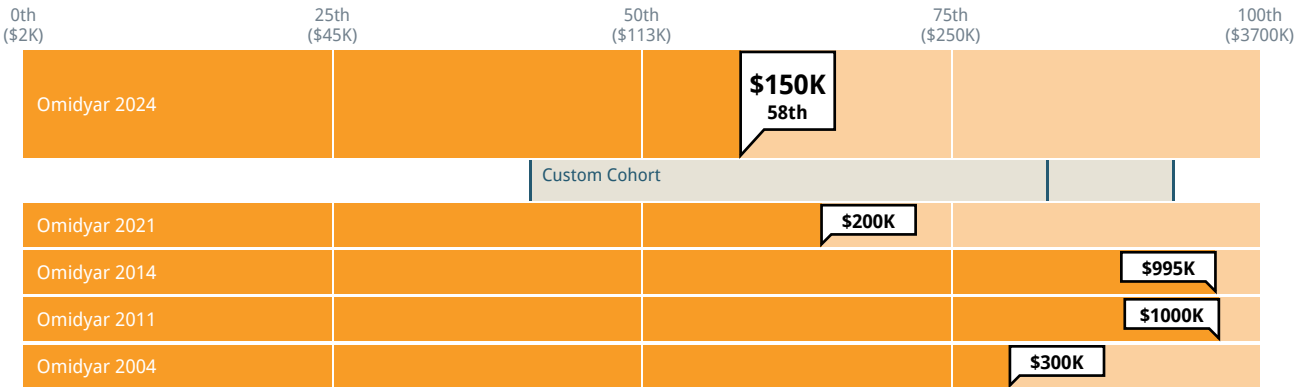
Other Cohorts

Cohort Name	Count	Description
Funders Outside the United States	45	Funders that are primarily based outside the United States
Recently Established Foundations	63	Funders that were established in 2000 or later
Funders Surveyed During COVID-19	159	Funders who surveyed grantees during COVID-19 (2020 - 2022)
European Funders	27	Funders that are headquartered in Europe

Grantmaking Characteristics

Funders make different choices about the ways they organize themselves, structure their grants, and the types of grantees they support. The following charts and tables show some of these important characteristics. The information is based on self-reported data from funders and grantees, and further detail is available in the Contextual Data section of this report.

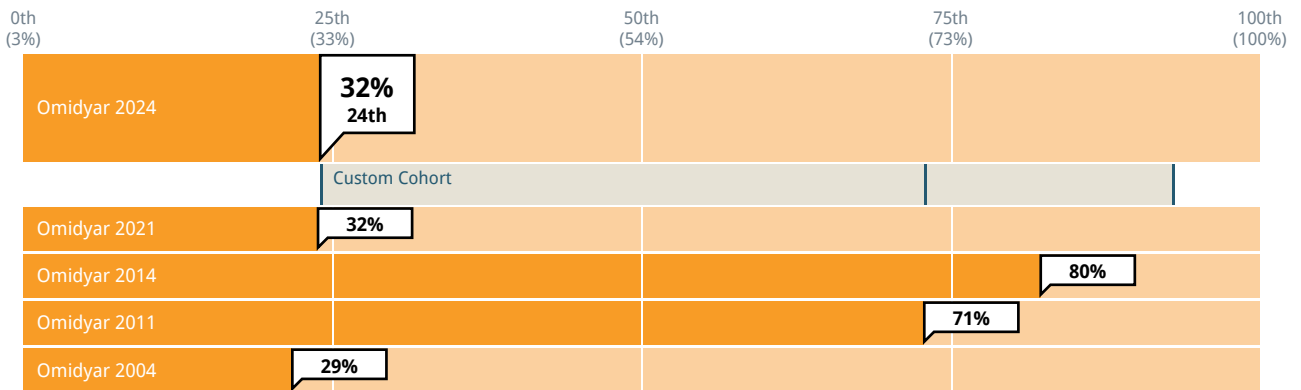
Median Grant Size



Cohort: Custom Cohort Past results: on Subgroup: None

Proportion of Multi-year Grants

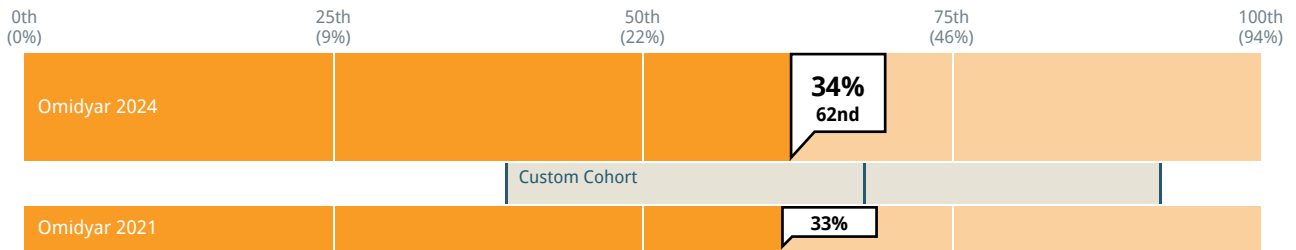
Proportion of grantees that report receiving grants for two years or longer



Cohort: Custom Cohort Past results: on Subgroup: None

Proportion of Unrestricted Funding

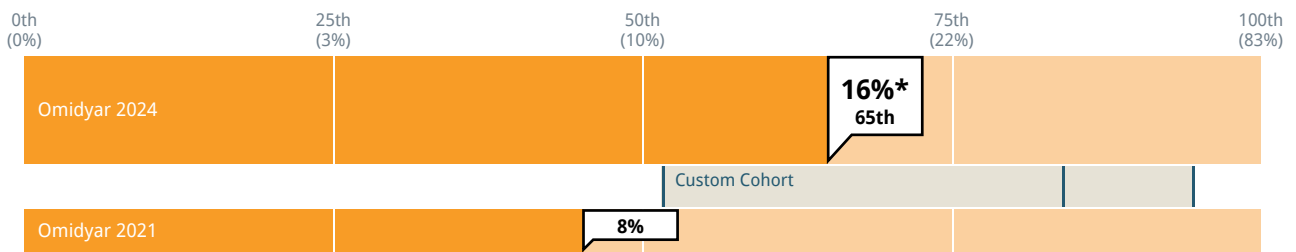
Proportion of grantees responding 'No, this funding was not restricted to a specific use (e.g., general operating, core support)'



Cohort: Custom Cohort Past results: on Subgroup: None

Proportion of Multi-year Unrestricted Grants

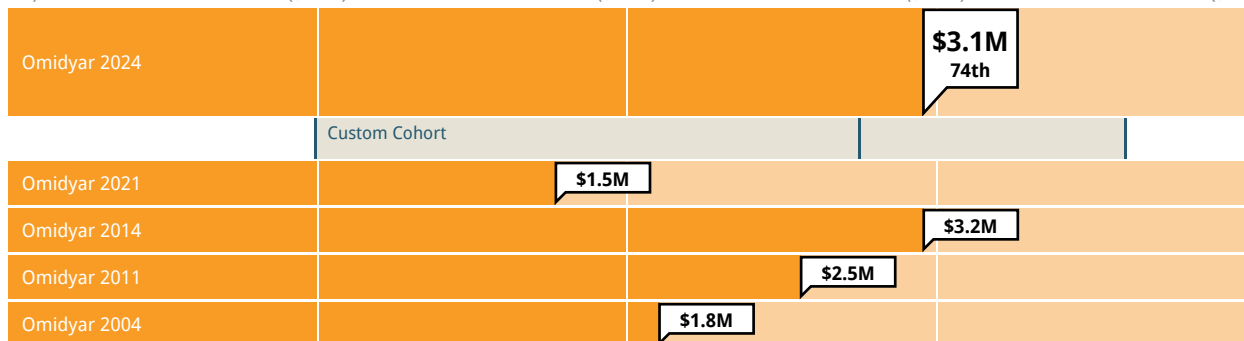
Proportion of grantees that report receiving grants for two years or longer and who report receiving general operating support funding that was not restricted to a specific use.



Cohort: Custom Cohort Past results: on Subgroup: None

Median Organizational Budget

0th (\$0.0M) 25th (\$1.0M) 50th (\$1.7M) 75th (\$3.3M) 100th (\$86.0M)



Cohort: Custom Cohort Past results: on Subgroup: None

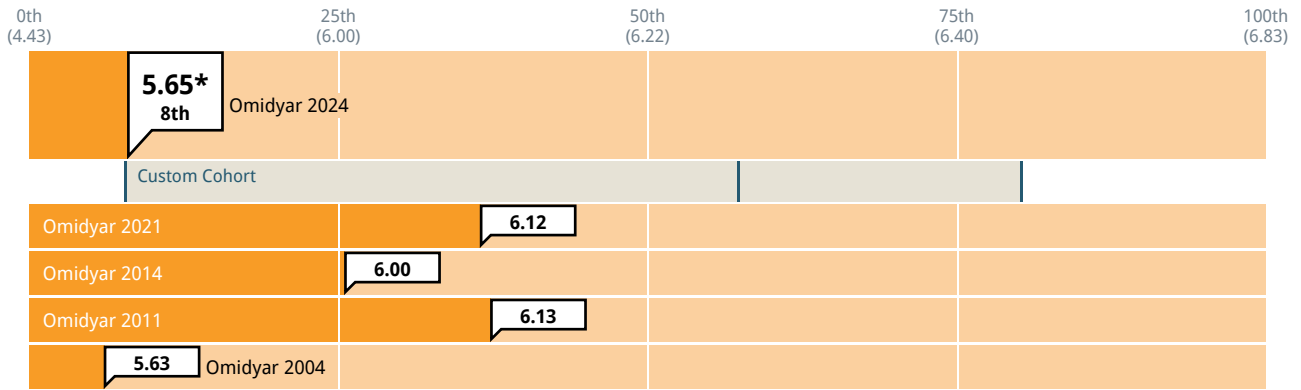
Selected Cohort: Custom Cohort						
Grant History	Omidyar 2024	Omidyar 2021	Omidyar 2014	Omidyar 2011	Average Funder	Custom Cohort
Percentage of first-time grants	57%	65%	54%	58%	29%	36%

Selected Cohort: Custom Cohort						
Program Staff Load	Omidyar 2024	Omidyar 2021	Omidyar 2014	Omidyar 2011	Median Funder	Custom Cohort
Dollars awarded per program full-time employee	\$1.5M	\$3.1M	\$1.6M	\$1M	\$2.6M	\$4.1M
Applications per program full-time employee	0	8	N/A	N/A	23	8
Active grants per program full-time employee	10	8	4	3	31	16

Overall Impact

Overall, how would you rate Omidyar Network's impact on your organization?

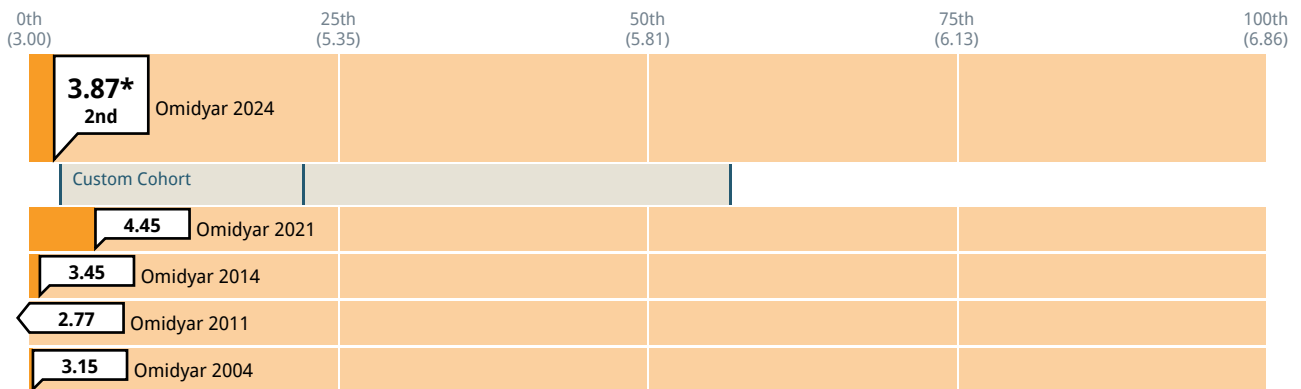
1 = No impact 7 = Significant positive impact



Cohort: Custom Cohort Past results: on Subgroup: None

Overall, how would you rate Omidyar Network's impact on your local community?

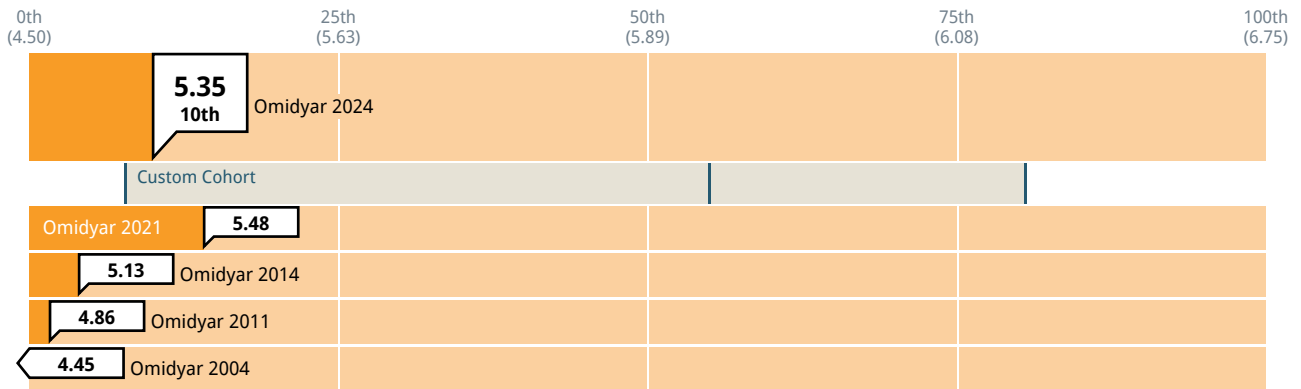
1 = No impact 7 = Significant positive impact



Cohort: Custom Cohort Past results: on Subgroup: None

Overall, how would you rate Omidyar Network's impact on your field?

1 = No impact 7 = Significant positive impact

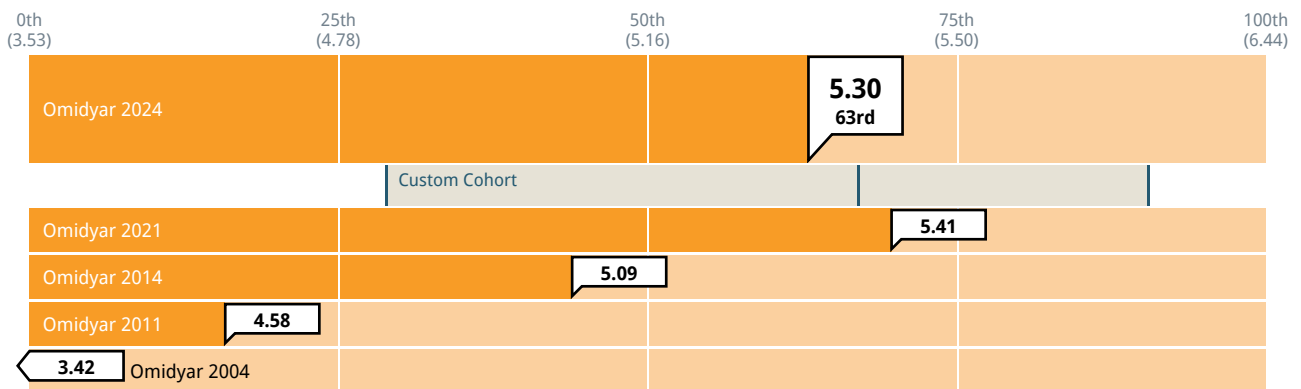


Cohort: Custom Cohort Past results: on Subgroup: None

Advancing Knowledge and Public Policy

To what extent has Omidyar Network advanced the state of knowledge in your field?

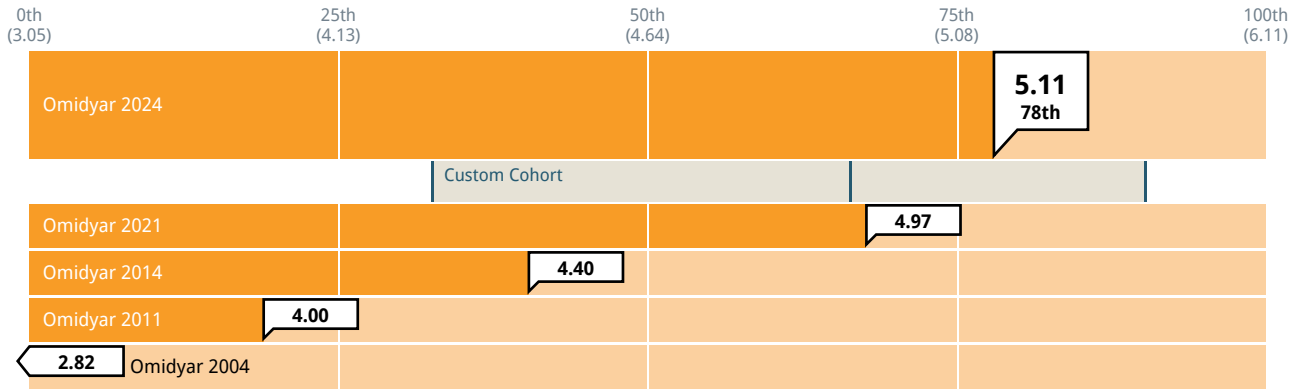
1 = Not at all 7 = Leads the field to new thinking and practice



Cohort: Custom Cohort Past results: on Subgroup: None

To what extent has Omidyar Network affected public policy in your field?

1 = Not at all 7 = Major influence on shaping public policy

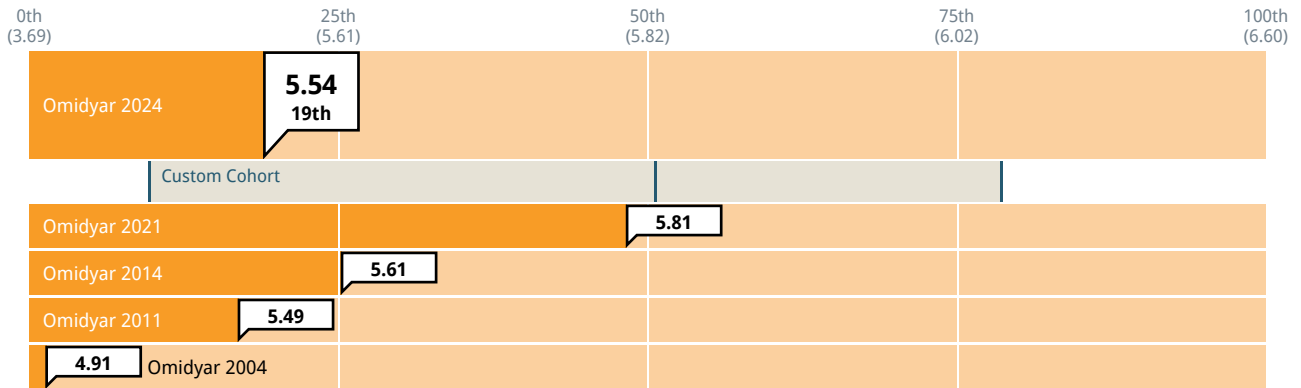


Cohort: Custom Cohort Past results: on Subgroup: None

Overall Understanding

How well does Omidyar Network understand your organization's strategy and goals?

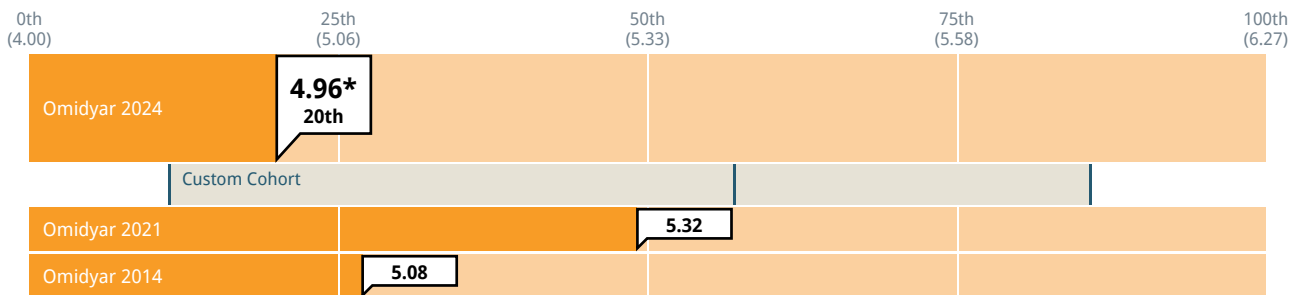
1 = Limited understanding 7 = Thorough understanding



Cohort: Custom Cohort Past results: on Subgroup: None

How aware is Omidyar Network of the challenges that your organization is facing?

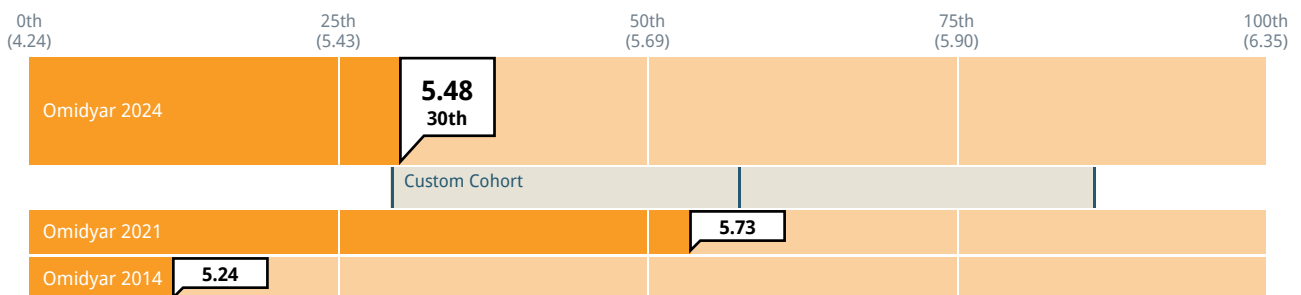
1 = Not at all aware 7 = Extremely aware



Cohort: Custom Cohort Past results: on Subgroup: None

How well does Omidyar Network understand the social, cultural, or socioeconomic factors that affect your work?

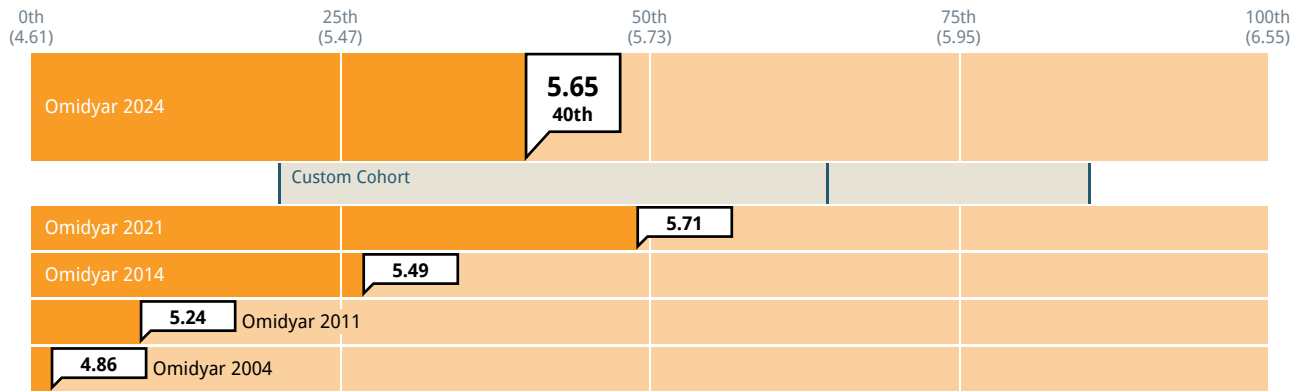
1 = Limited understanding 7 = Thorough understanding



Cohort: Custom Cohort Past results: on Subgroup: None

How well does Omidyar Network understand the field in which you work?

1 = Limited understanding of the field 7 = Regarded as an expert in the field

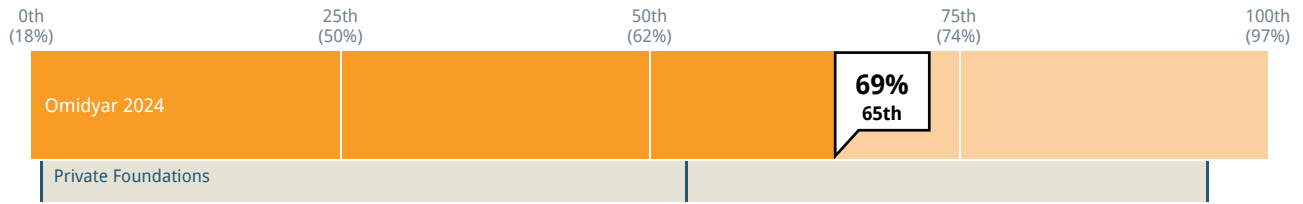


Cohort: Custom Cohort Past results: on Subgroup: None

Assistance Beyond the Grant

Proportion of Grantees Receiving Assistance Beyond the Grant

Proportion of grantees who indicate receiving at least one form of assistance beyond the grant

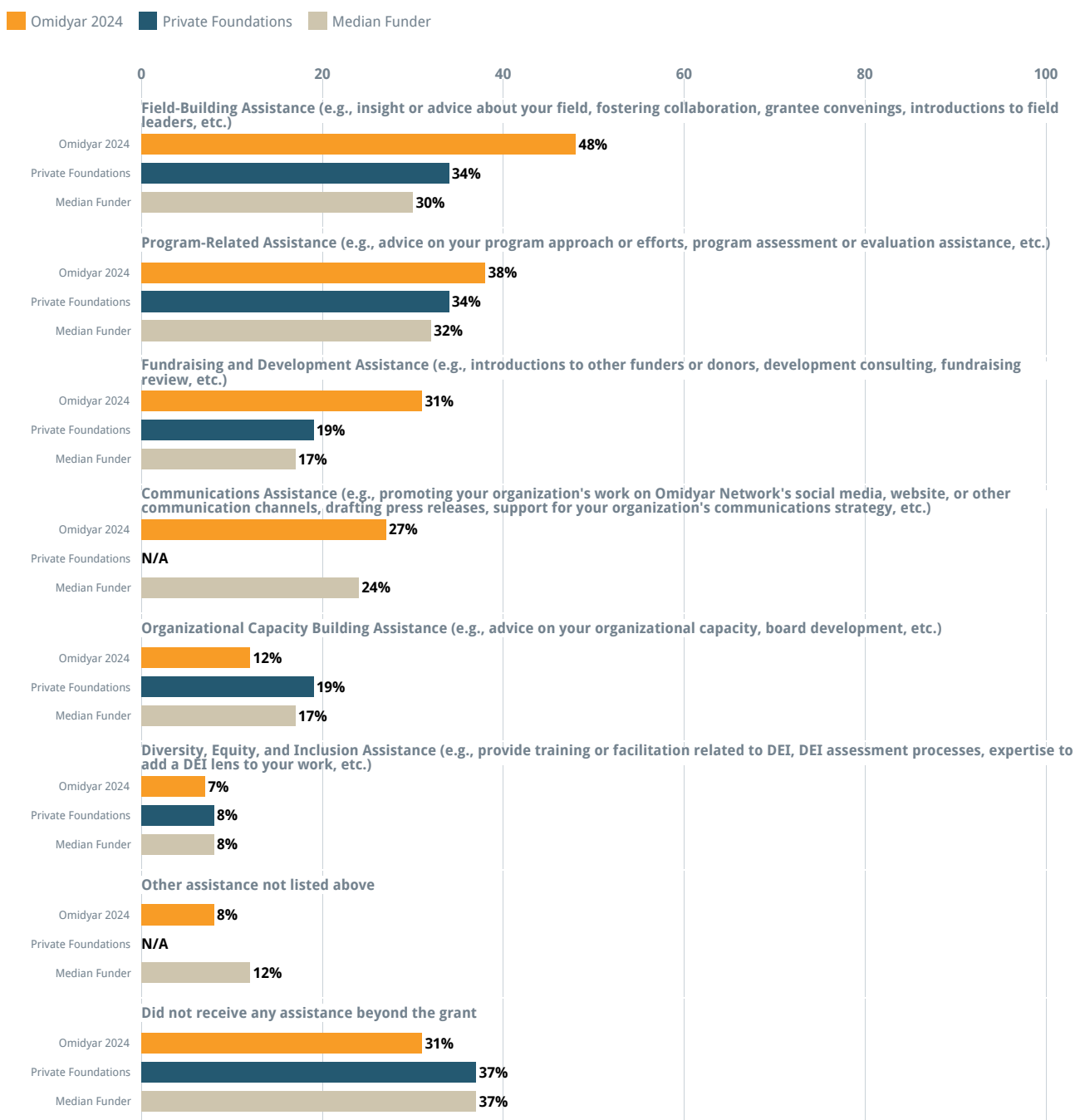


Cohort: Private Foundations Past results: on Subgroup: None

In the survey, respondents were asked about the assistance beyond the grant they received in a check-all-that-apply format. Therefore, the following charts provide greater detail on the previous assistance beyond the grant question.

Please note that "Communications Assistance" and "Other assistance not listed above" were added as options to this question in 2024, and these options depict comparative data from fewer than 25 funders in the dataset.

Please indicate any types of assistance beyond the grant that were a component of what you received from Omidyar Network (from staff or a third party paid for by Omidyar Network).



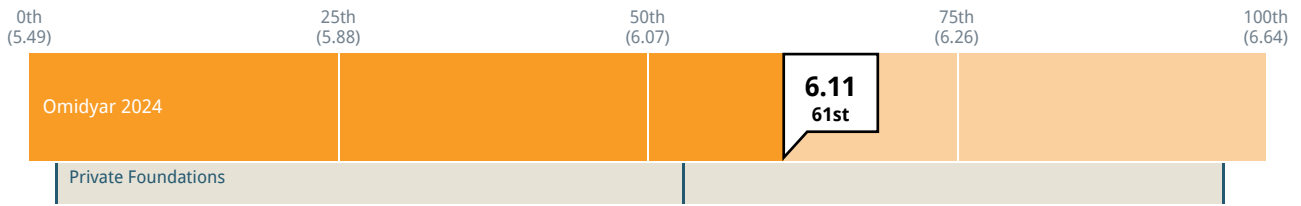
Cohort: Private Foundations Past results: on

Note: The following questions were asked only of grantees who indicated receiving at least one form of assistance beyond the grant in the previous question.

Please rate the extent to which you agree with the following statements about the assistance beyond the grant you received from Omidyar Network.

The support I received met an important need for my organization and/or program

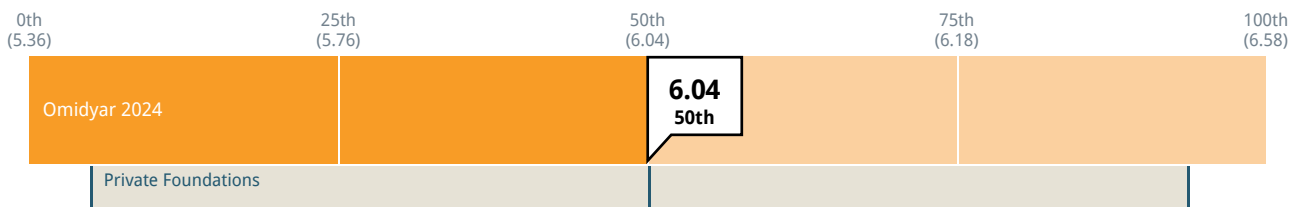
1 = Not at all 4 = Somewhat 7 = To a great extent



Cohort: Private Foundations Past results: on Subgroup: None

The support I received strengthened my organization and/or program

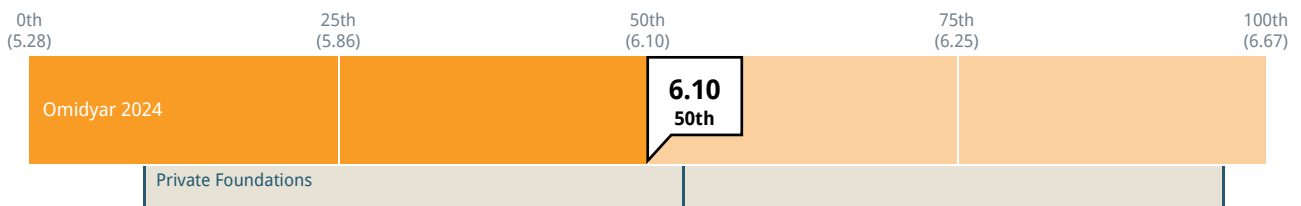
1 = Not at all 4 = Somewhat 7 = To a great extent



Cohort: Private Foundations Past results: on Subgroup: None

Omidyar Network's assistance beyond the grant was a worthwhile use of the time required of us

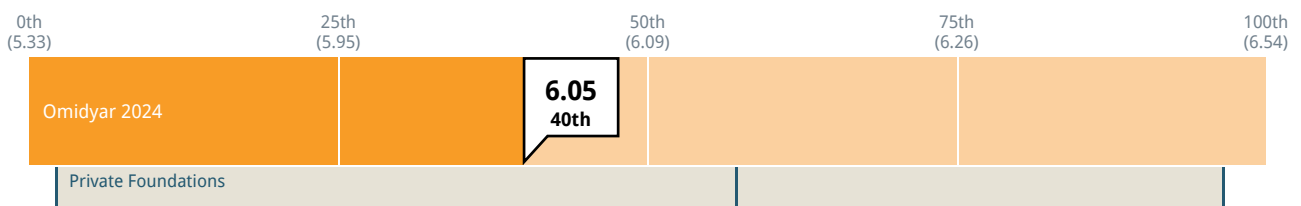
1 = Not at all 4 = Somewhat 7 = To a great extent



Cohort: Private Foundations Past results: on Subgroup: None

I felt Omidyar Network would be open to feedback about the assistance beyond the grant it provided

1 = Not at all 4 = Somewhat 7 = To a great extent



Cohort: Private Foundations Past results: on Subgroup: None

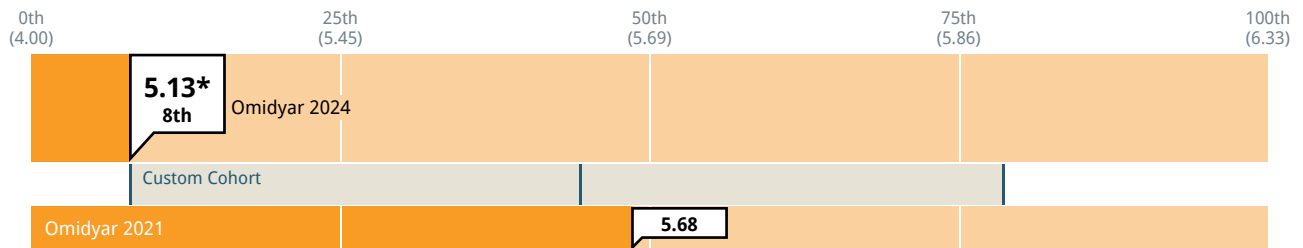
People and Communities Served

In the following question, we use the phrase “the people and communities that you serve” to refer to those your organization seeks to serve through the services and/or programs it provides.

Note: Data for international grantees is not displayed below because fewer than 10 respondents answered those questions.

How well does Omidyar Network understand the needs of the people and communities that you serve?

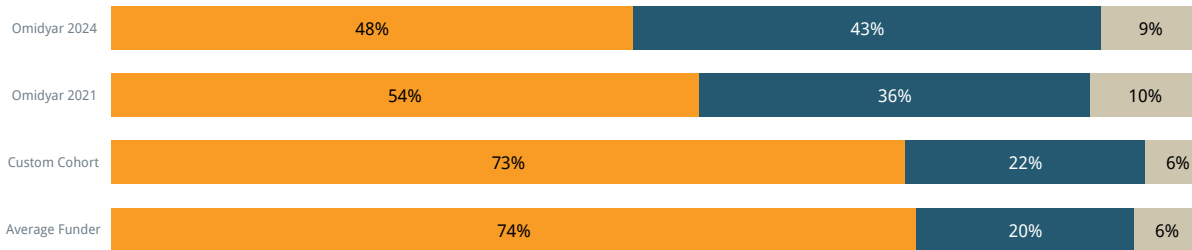
1 = Limited understanding 7 = Thorough understanding



Cohort: Custom Cohort Past results: on Subgroup: None

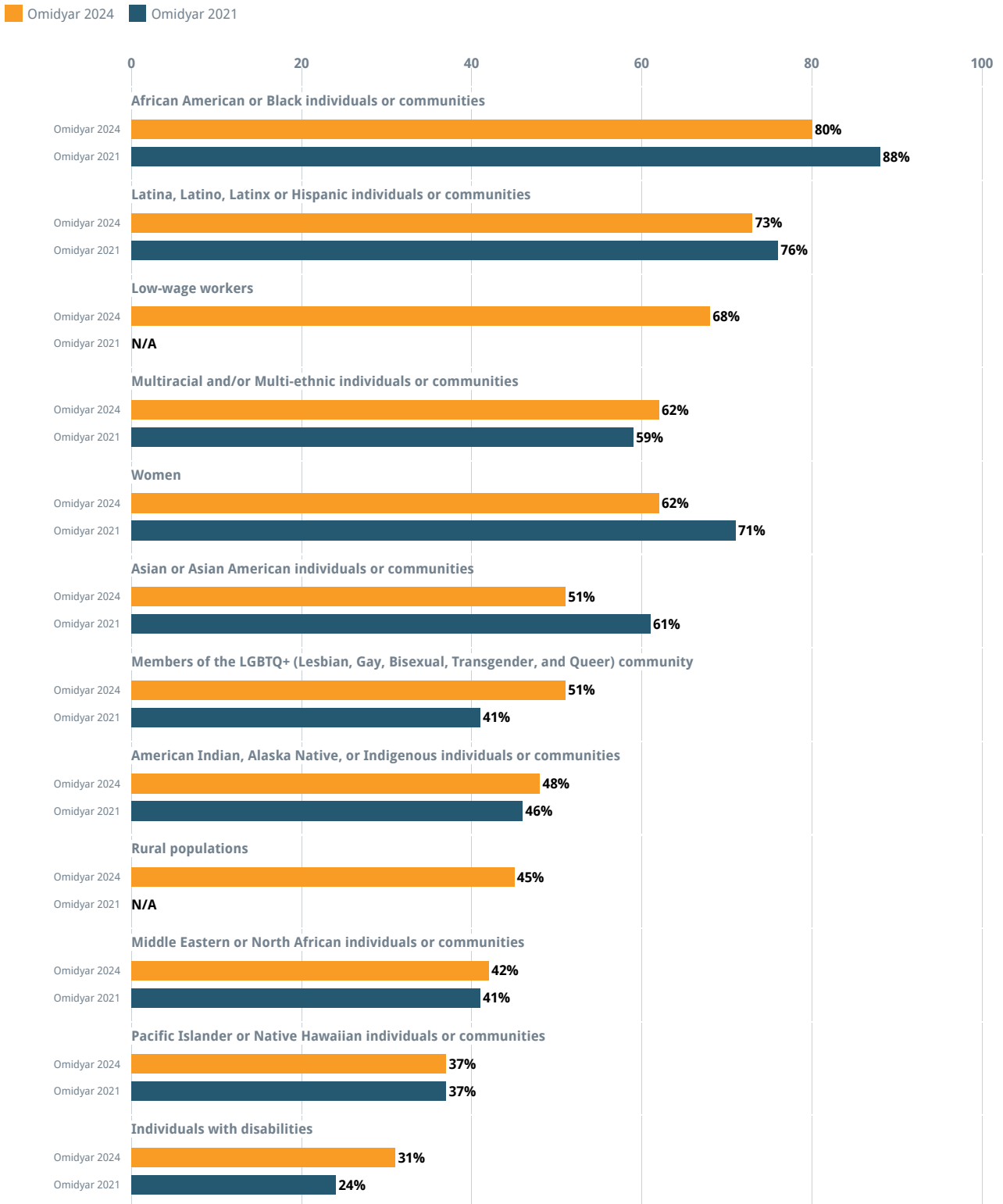
Are the efforts funded by this grant primarily meant to benefit historically disadvantaged groups?

Yes No Don't know



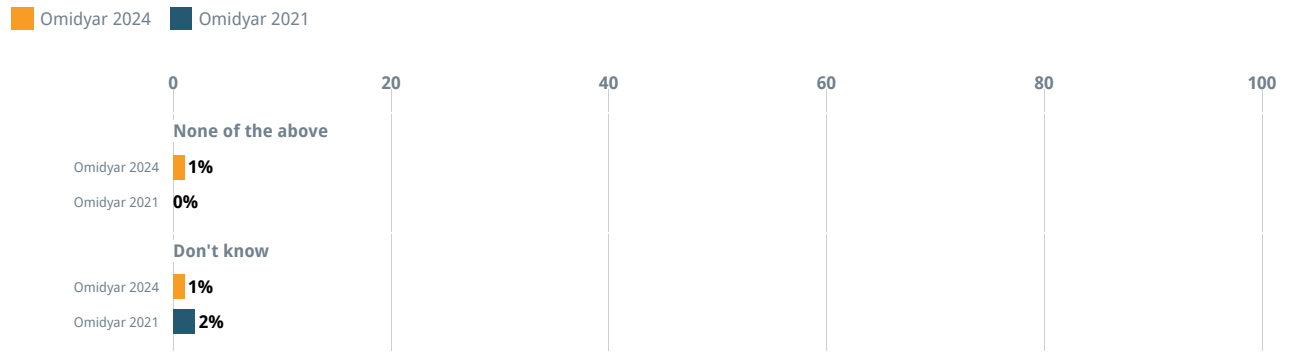
Cohort: Custom Cohort Past results: on

Specifically, are any of the following populations the primary intended people and/or communities served by the efforts funded by this grant?



Cohort: None Past results: on

Specifically, are any of the following populations the primary intended people and/or communities served by the efforts funded by this grant? (cont.)

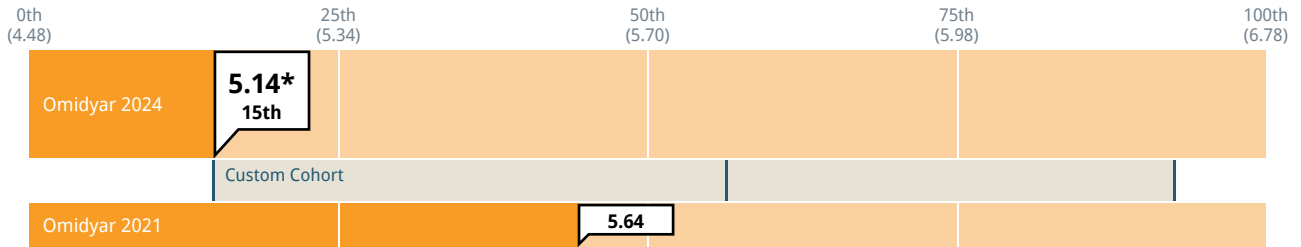


Cohort: None Past results: on

Diversity, Equity, and Inclusion

To what extent do you agree or disagree that Omidyar Network has clearly communicated what diversity, equity, and inclusion means for its work?

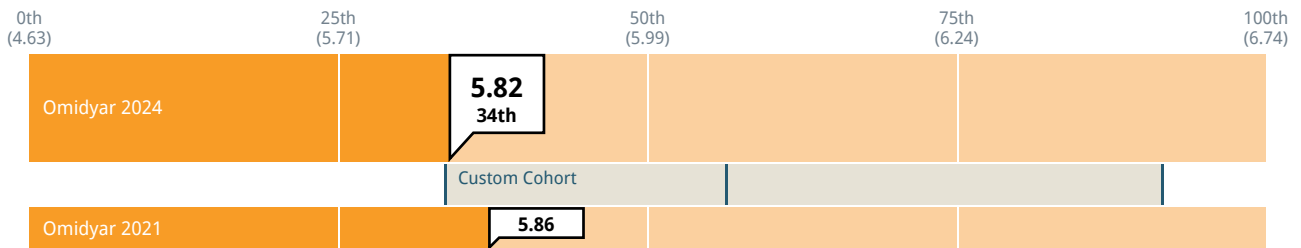
1 = Strongly disagree 4 = Neither agree nor disagree 7 = Strongly agree



Cohort: Custom Cohort Past results: on Subgroup: None

To what extent do you agree or disagree that Omidyar Network demonstrates an explicit commitment to diversity, equity, and inclusion in its work?

1 = Strongly disagree 4 = Neither agree nor disagree 7 = Strongly agree

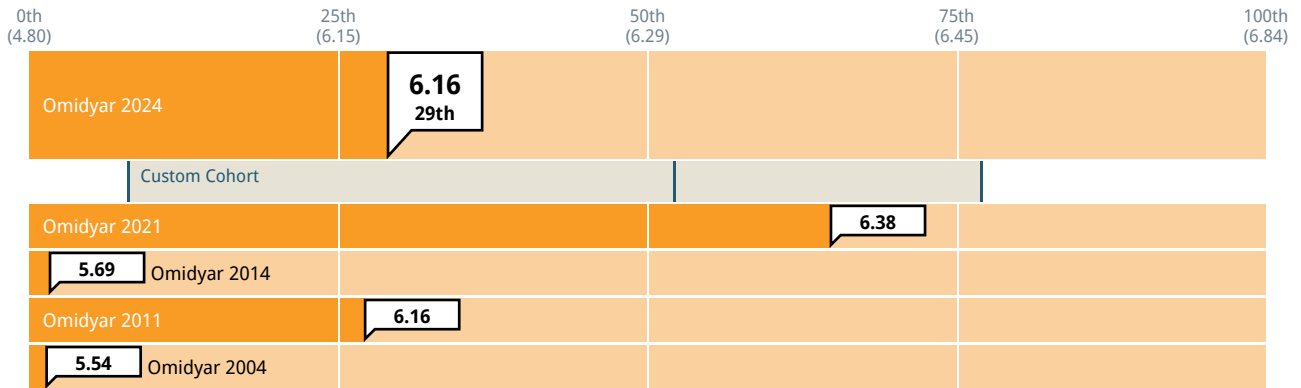


Cohort: Custom Cohort Past results: on Subgroup: None

Funder-Grantee Relationships

How comfortable do you feel approaching Omidyar Network if a problem arises?

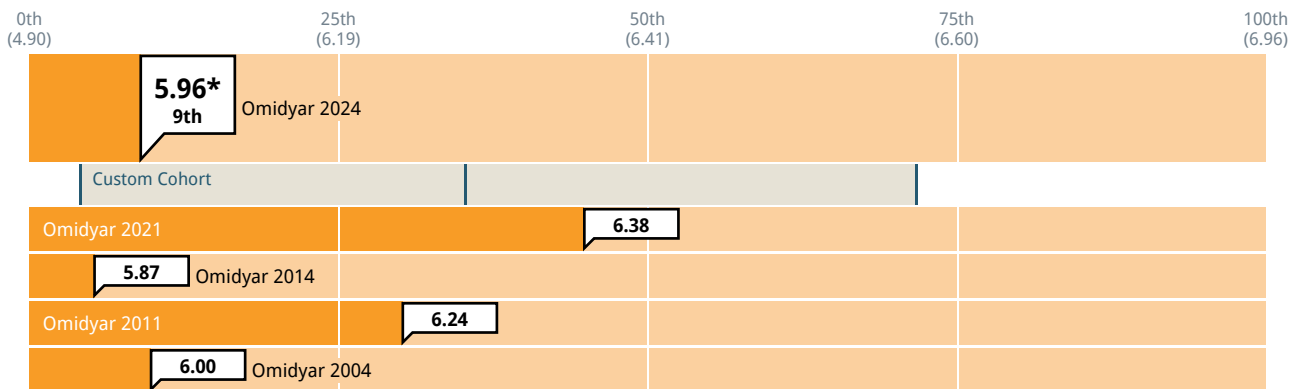
1 = Not at all comfortable 7 = Extremely comfortable



Cohort: Custom Cohort Past results: on Subgroup: None

Overall, how responsive was ON staff?

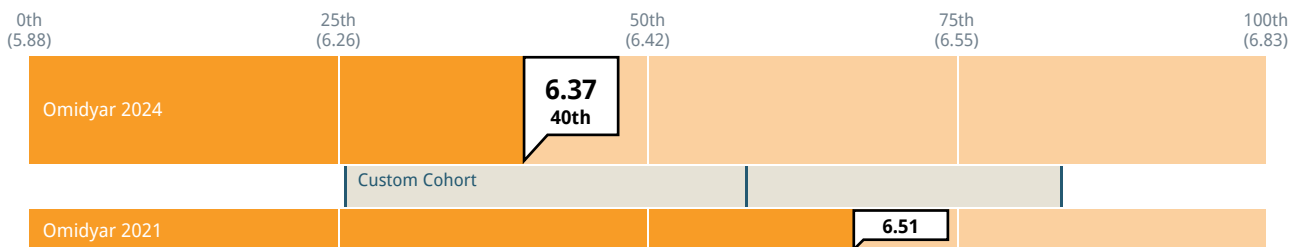
1 = Not at all responsive 7 = Extremely responsive



Cohort: Custom Cohort Past results: on Subgroup: None

To what extent did Omidyar Network exhibit trust in your organization's staff during this grant?

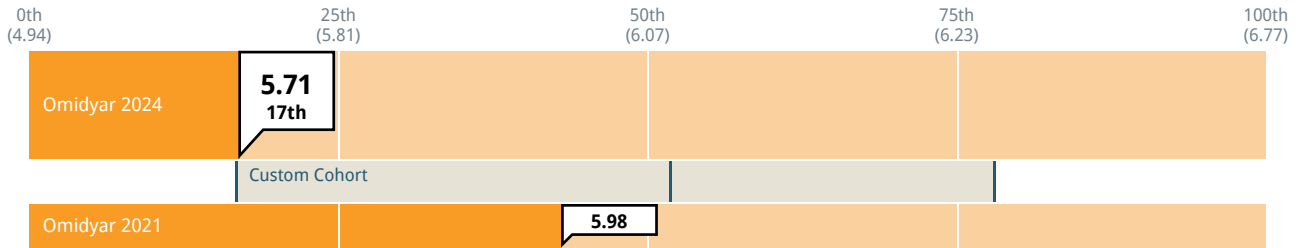
1 = Not at all 4 = Somewhat 7 = To a great extent



Cohort: Custom Cohort Past results: on Subgroup: None

To what extent did Omidyar Network exhibit candor about Omidyar Network's perspectives on your work during this grant?

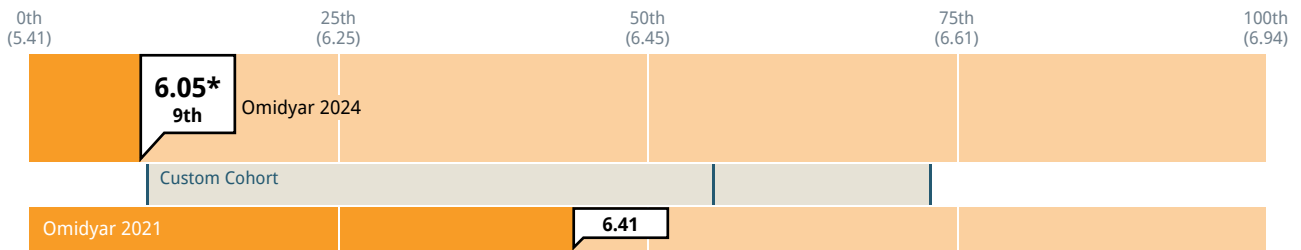
1 = Not at all 4 = Somewhat 7 = To a great extent



Cohort: Custom Cohort Past results: on Subgroup: None

To what extent did Omidyar Network exhibit compassion for those affected by your work during this grant?

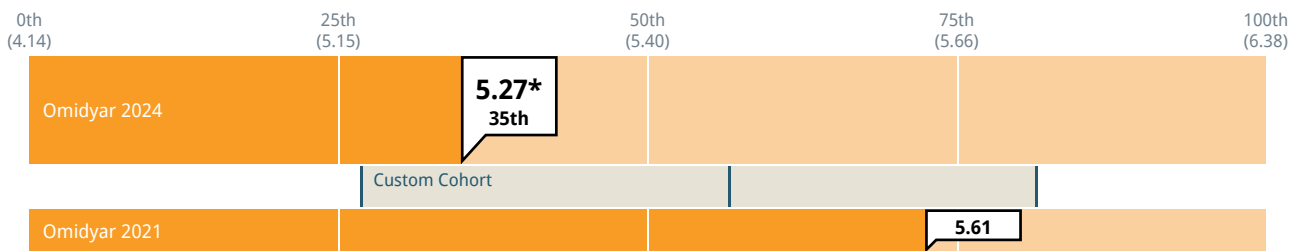
1 = Not at all 4 = Somewhat 7 = To a great extent



Cohort: Custom Cohort Past results: on Subgroup: None

To what extent is Omidyar Network open to ideas from grantees about its strategy?

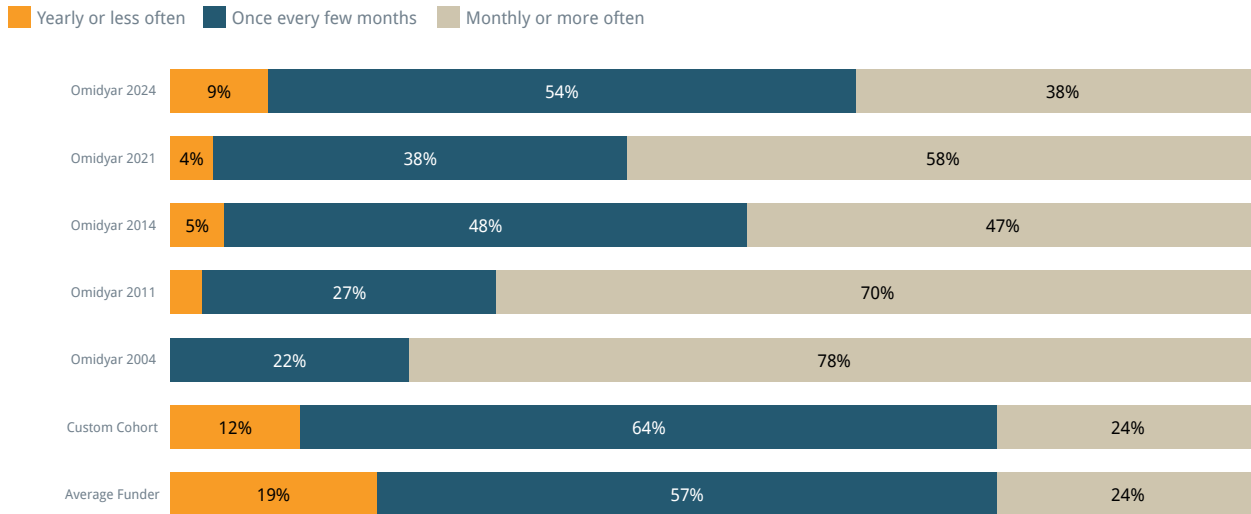
1 = Not at all 7 = To a great extent



Cohort: Custom Cohort Past results: on Subgroup: None

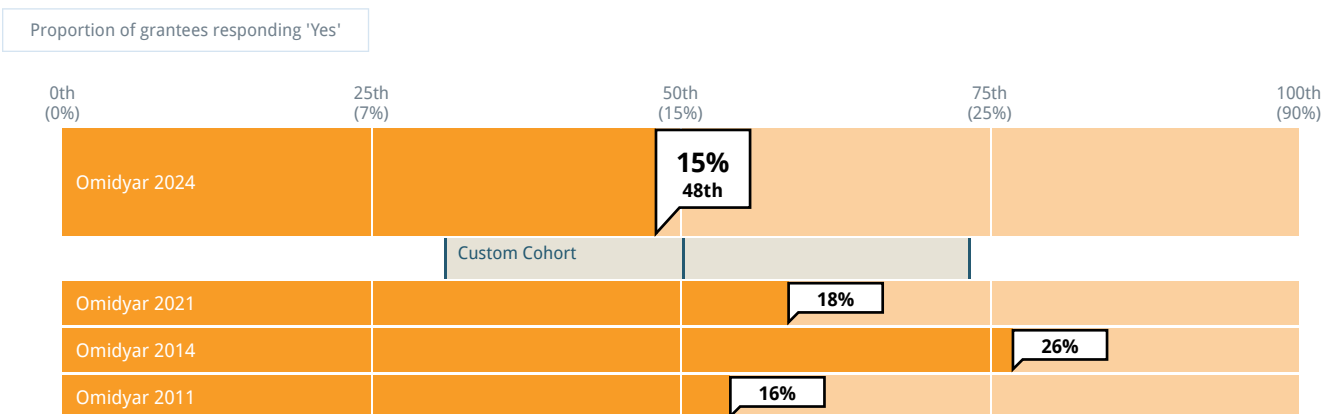
Interaction Patterns

How often do/did you have contact with your main Omidyar Network contact during this grant?



Cohort: Custom Cohort Past results: on

Has your main contact at Omidyar Network changed in the past six months?



Cohort: Custom Cohort Past results: on Subgroup: None

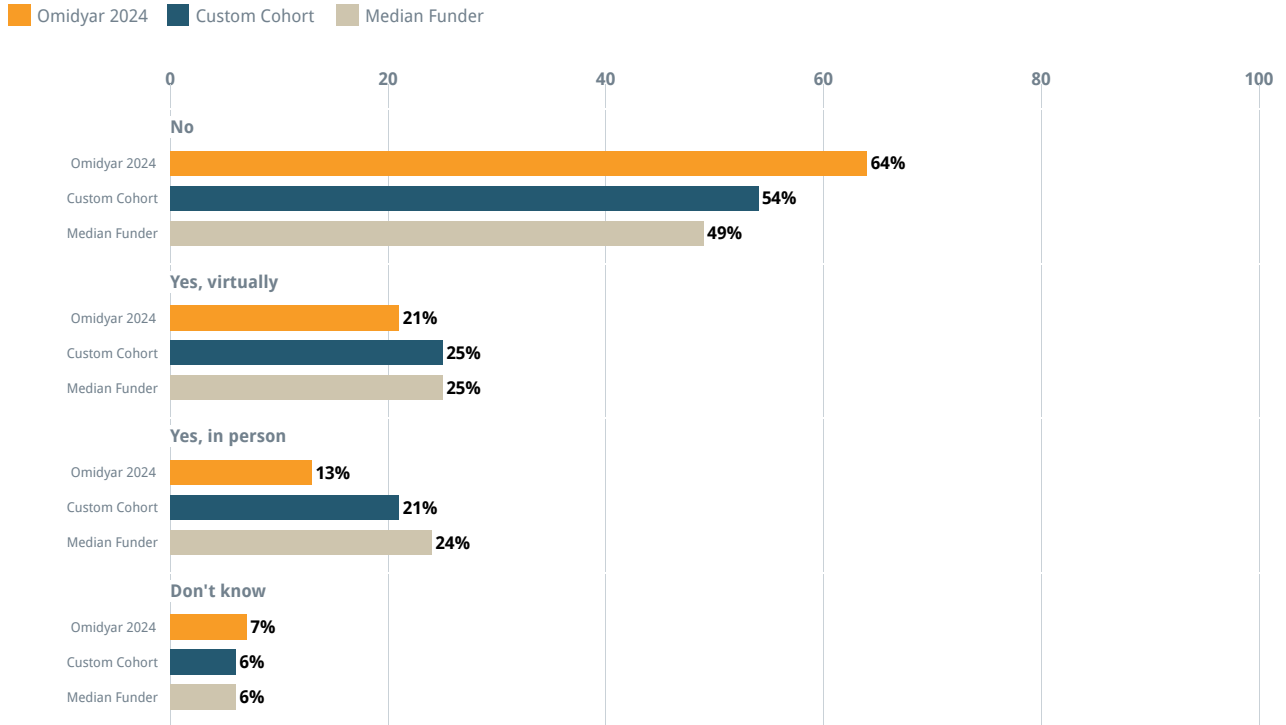
At any point during this grant, including the selection process, did ON staff conduct a site visit?



Cohort: Custom Cohort Past results: on

In the survey, respondents were asked the site visit question in a check-all-that-apply format. Therefore, the following charts provide greater detail on the previous site visit question.

At any point during this grant, including the selection process, did ON staff conduct a site visit?

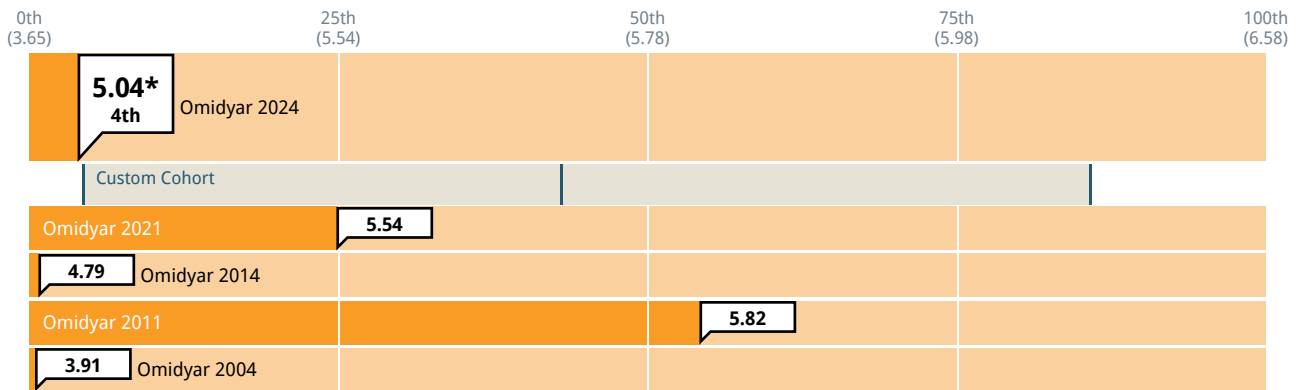


Cohort: Custom Cohort Past results: on

Communication

How clearly has Omidyar Network communicated its goals and strategy to you?

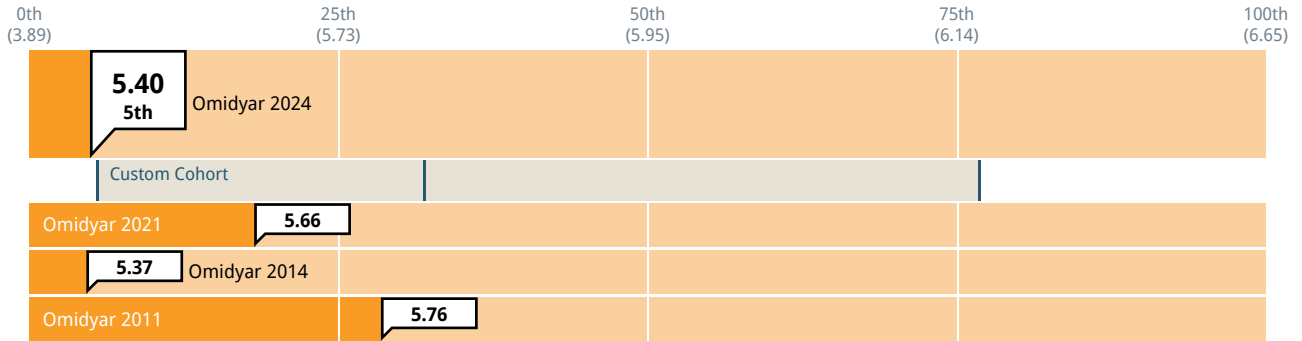
1 = Not at all clearly 7 = Extremely clearly



Cohort: Custom Cohort Past results: on Subgroup: None

How consistent was the information provided by different communication resources, both personal and written, that you used to learn about Omidyar Network?

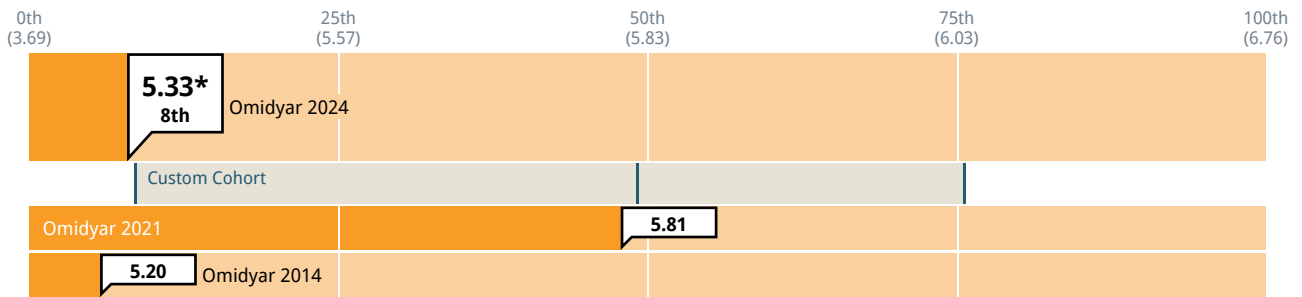
1 = Not at all consistent 7 = Completely consistent



Cohort: Custom Cohort Past results: on Subgroup: None

Overall, how transparent is Omidyar Network with your organization?

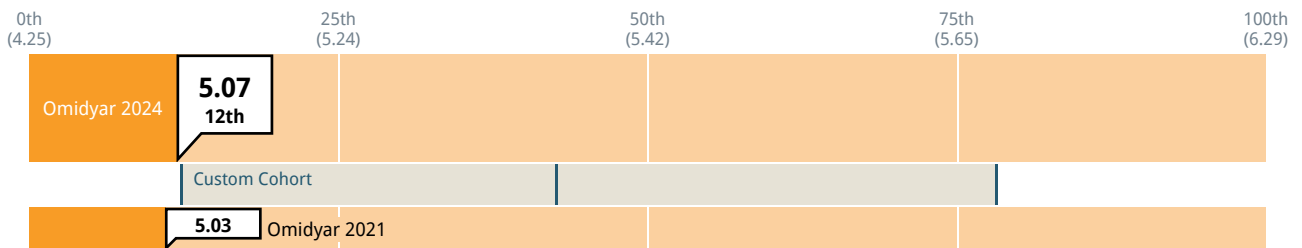
1 = Not at all transparent 7 = Extremely transparent



Cohort: Custom Cohort Past results: on Subgroup: None

How well do you understand the way in which the work funded by this grant fits into Omidyar Network's broader efforts?

1 = Limited understanding 7 = Thorough understanding

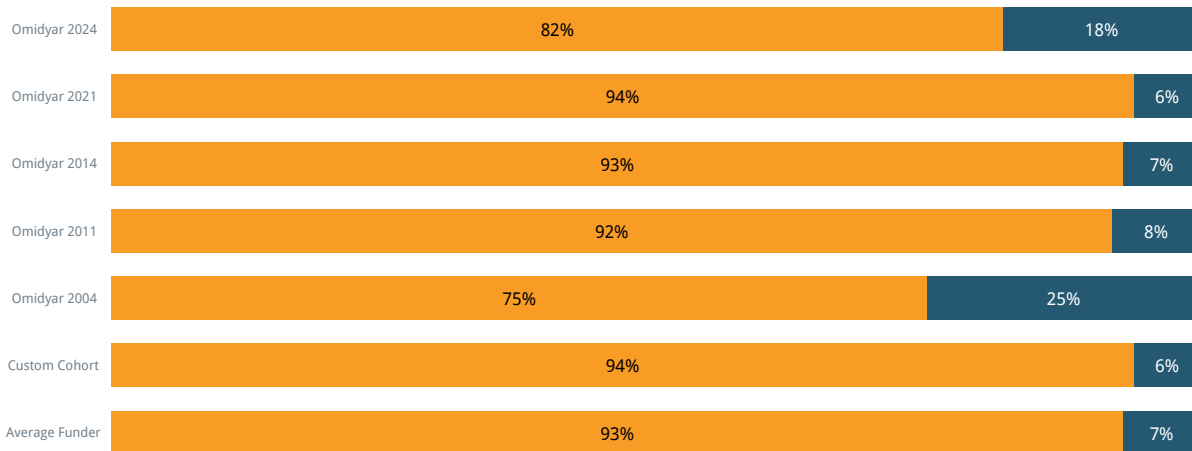


Cohort: Custom Cohort Past results: on Subgroup: None

Grant Processes

Did you submit a proposal to Omidyar Network for this grant?

Submitted a proposal Did not submit a proposal

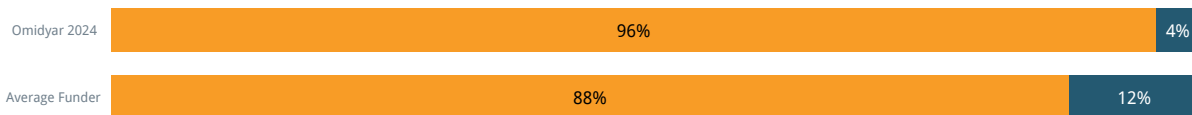


Cohort: Custom Cohort Past results: on

The following question was only asked of grantees that indicated submitting a proposal for their grant. This question was recently added to the grantee survey and depicts comparative data from fewer than 25 funders in the dataset.

Did you have contact with an ON staff member via phone, email, or in-person/video before you applied?

Yes No



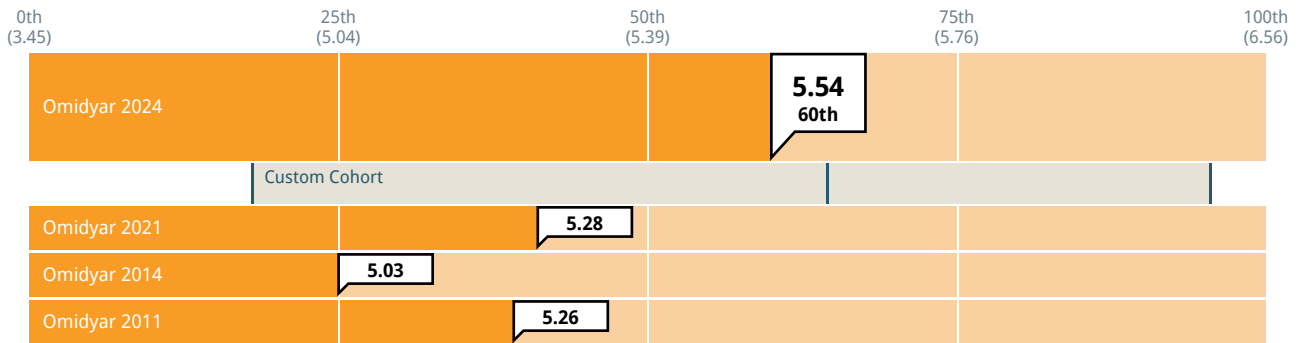
Cohort: None Past results: on

Selection Process

Please note that CEP modified the following question in 2022. The prior question text was: "How helpful was participating in the Foundation's selection process in strengthening the organization/program funded by the grant?" The corresponding anchors were "not at all helpful" and "extremely helpful."

To what extent was Omidyar Network's selection process a helpful opportunity to strengthen the efforts funded by the grant?

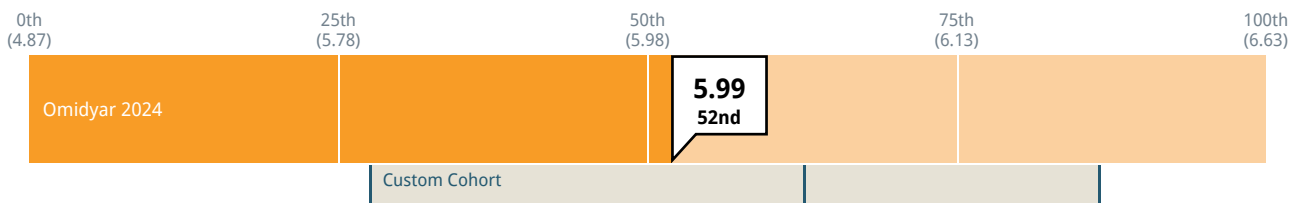
1 = Not at all 7 = To a great extent



Cohort: Custom Cohort Past results: on Subgroup: None

To what extent was Omidyar Network's selection process an appropriate level of effort given the amount of funding received?

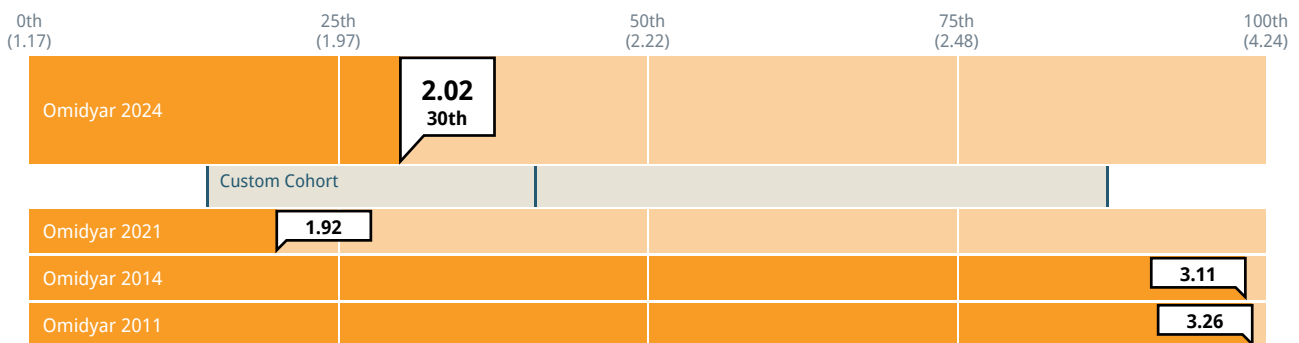
1 = Not at all 7 = To a great extent



Cohort: Custom Cohort Past results: on Subgroup: None

As you developed your grant proposal, how much pressure did you feel to modify your organization's priorities in order to create a grant proposal that was likely to receive funding?

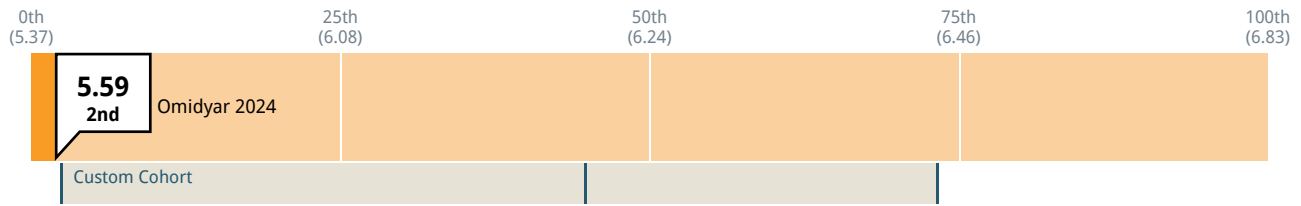
1 = No pressure 7 = Significant pressure



Cohort: Custom Cohort Past results: on Subgroup: None

To what extent was Omidyar Network clear and transparent about the selection process requirements and timelines?

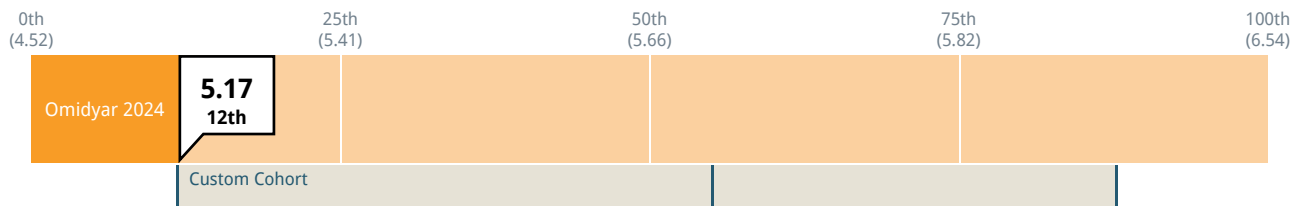
1 = Not at all 7 = To a great extent



Cohort: Custom Cohort Past results: on Subgroup: None

To what extent was Omidyar Network clear and transparent about the criteria Omidyar Network uses to decide whether a proposal would be funded or declined?

1 = Not at all 7 = To a great extent



Cohort: Custom Cohort Past results: on Subgroup: None

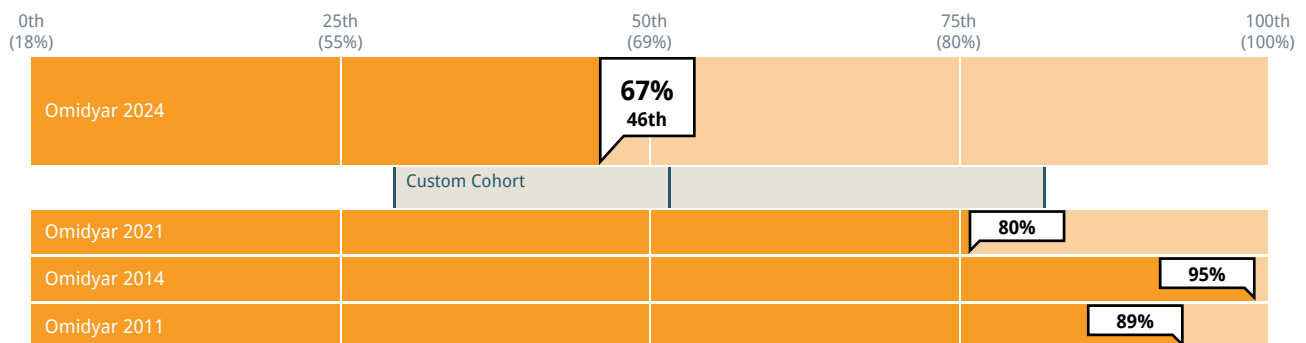
Reporting and Evaluation Process

Definition of Reporting and Evaluation

- "Reporting" - Omidyar's standard oversight, monitoring, and grant reporting.
- "Evaluation" - formal activities *beyond reporting* undertaken by Omidyar to assess or learn about a grant, a program, or Omidyar's efforts.

At any point during the proposal or the grant period, did Omidyar Network and your organization exchange ideas regarding how your organization would assess the results of the work funded by this grant?

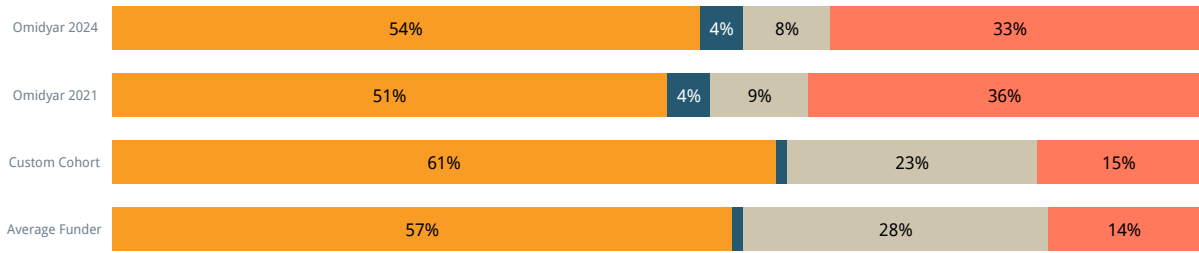
Proportion of grantees responding 'Yes'



Cohort: Custom Cohort Past results: on Subgroup: None

Participation in Reporting and/or Evaluation Processes

■ Participated in a reporting process only
 ■ Participated in an evaluation process only
 ■ Participated in both a reporting and an evaluation process
 ■ Participated in neither a reporting nor an evaluation process



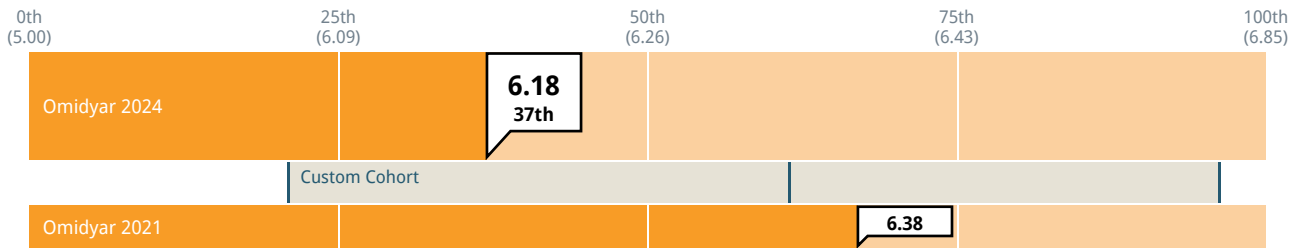
Cohort: Custom Cohort Past results: on

Reporting Process

The following questions were only asked of grantees that indicated having participated in a reporting process. See the "Reporting and Evaluation Process" page for data on the proportion of grantees participating in this process.

To what extent was Omidyar Network's reporting process straightforward?

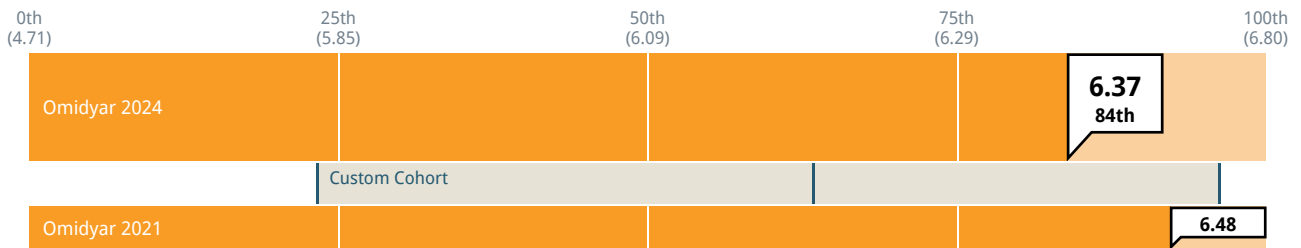
1 = Not at all 7 = To a great extent



Cohort: Custom Cohort Past results: on Subgroup: None

To what extent was Omidyar Network's reporting process adaptable, if necessary, to fit your circumstances?

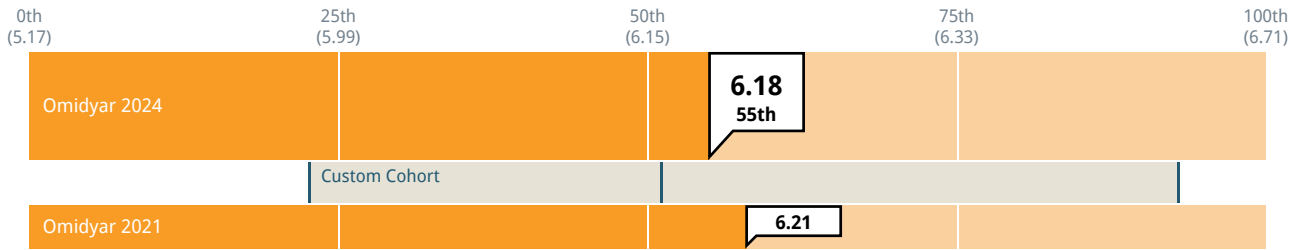
1 = Not at all 7 = To a great extent



Cohort: Custom Cohort Past results: on Subgroup: None

To what extent was Omidyar Network's reporting process relevant, with questions and measures pertinent to the work funded by this grant?

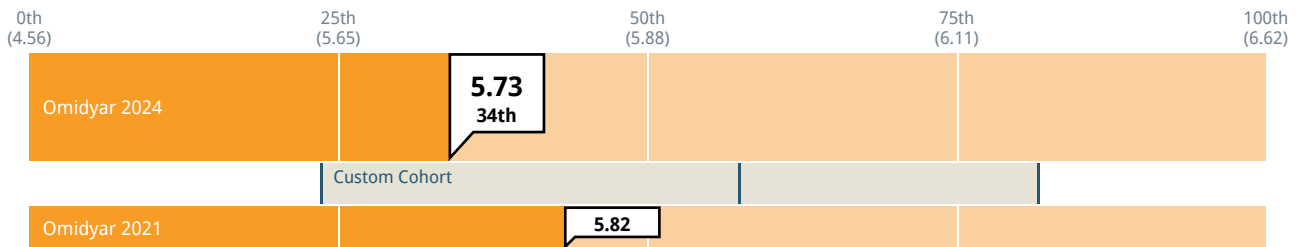
1 = Not at all 7 = To a great extent



Cohort: Custom Cohort Past results: on Subgroup: None

To what extent was Omidyar Network's reporting process a helpful opportunity for you to reflect and learn?

1 = Not at all 7 = To a great extent



Cohort: Custom Cohort Past results: on Subgroup: None

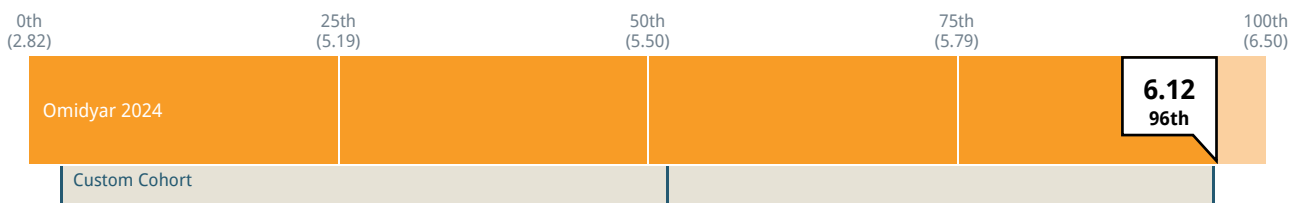
Evaluation Process

The following questions were only asked of grantees that indicated having participated in an evaluation process. See the "Reporting and Evaluation Process" page for data on the proportion of grantees participating in this process.

Note: Omidyar Network's 2021 data is not displayed below because fewer than 10 respondents answered those questions.

To what extent did the evaluation incorporate input from your organization in the design of the evaluation?

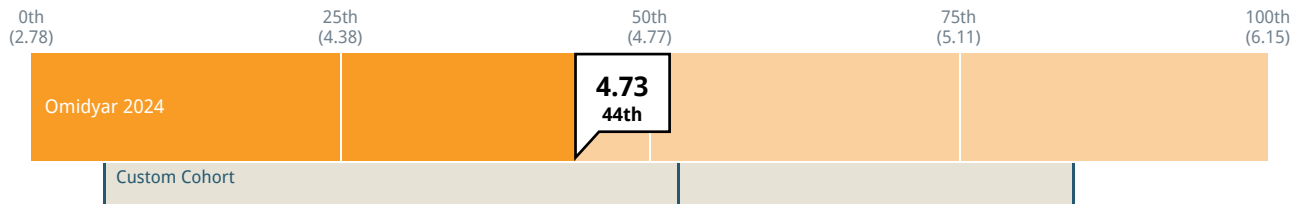
1 = Not at all 7 = To a great extent



Cohort: Custom Cohort Past results: on Subgroup: None

To what extent did the evaluation result in your organization making changes to the work that was evaluated?

1 = Not at all 7 = To a great extent

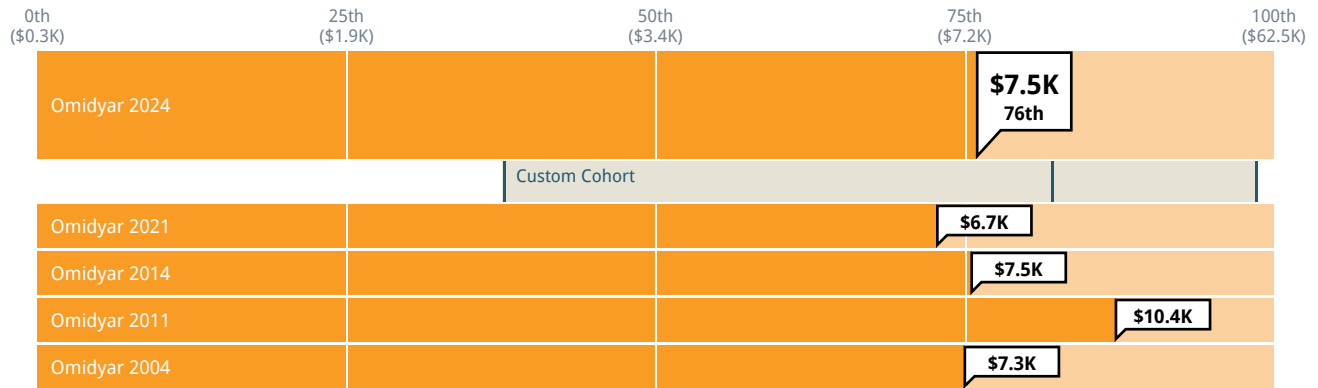


Cohort: Custom Cohort Past results: on Subgroup: None

Dollar Return and Time Spent on Processes

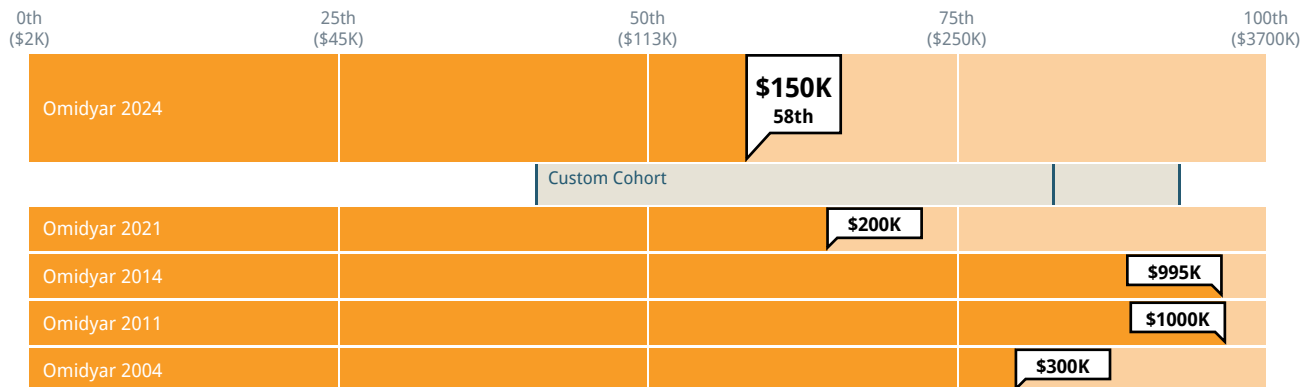
Dollar Return: Median grant dollars awarded per process hour required

Includes total grant dollars awarded and total time necessary to fulfill the requirements over the lifetime of the grant



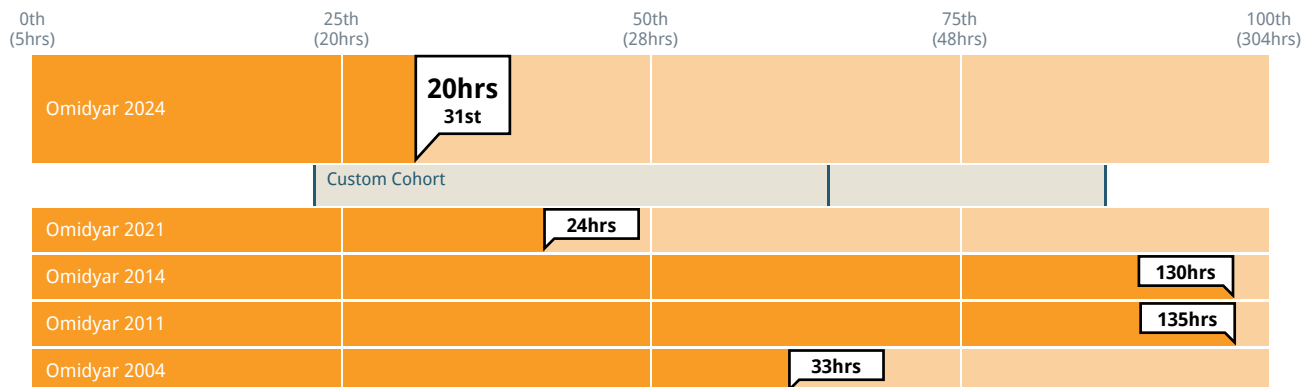
Cohort: Custom Cohort Past results: on Subgroup: None

Median Grant Size



Cohort: Custom Cohort Past results: on Subgroup: None

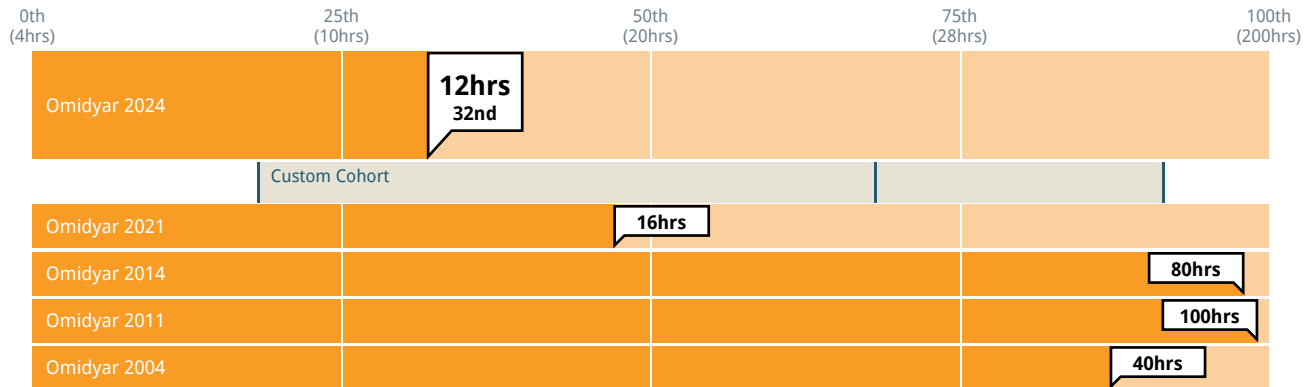
Median hours spent by grantees on funder requirements over grant lifetime



Cohort: Custom Cohort Past results: on Subgroup: None

Time Spent on Selection Process

Median Hours Spent on Proposal and Selection Process



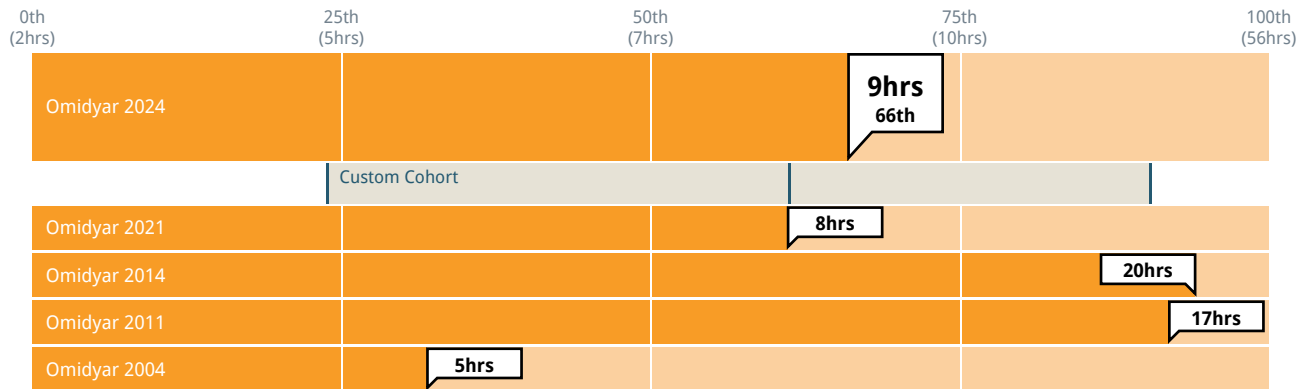
Cohort: Custom Cohort Past results: on Subgroup: None

Selected Cohort: Custom Cohort								
Time Spent On Proposal and Selection Process								
	1 to 9 hours	10 to 19 hours	20 to 29 hours	30 to 39 hours	40 to 49 hours	50 to 99 hours	100 to 199 hours	200+ hours
Omidyar 2024	35%	25%	16%	6%	10%	6%	1%	1%
Omidyar 2021	27%	24%	16%	6%	12%	12%	2%	1%
Omidyar 2014	0%	3%	10%	7%	12%	25%	22%	22%
Omidyar 2011	0%	0%	9%	3%	12%	16%	38%	22%
Omidyar 2004	12%	18%	18%	0%	18%	18%	0%	18%
Average Funder	27%	22%	16%	7%	10%	10%	5%	3%
Custom Cohort	19%	21%	19%	7%	12%	12%	6%	3%

Selected Subgroup: None
Time Spent On Proposal and Selection Process (By Subgroup)
1 to 9 hours
10 to 19 hours
20 to 29 hours
30 to 39 hours
40 to 49 hours
50 to 99 hours
100 to 199 hours
200+ hours

Time Spent on Reporting and Evaluation Process

Median Hours Spent on Monitoring, Reporting and Evaluation Process Per Year



Cohort: Custom Cohort Past results: on Subgroup: None

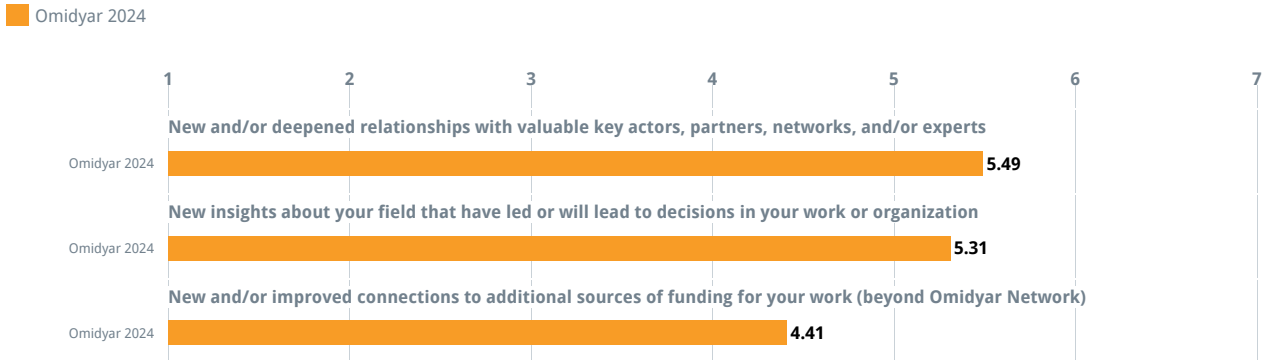
Selected Cohort: Custom Cohort							
Time Spent On Monitoring, Reporting, And Evaluation Process (Annualized)							
	1 to 9 hours	10 to 19 hours	20 to 29 hours	30 to 39 hours	40 to 49 hours	50 to 99 hours	100+ hours
Omidyar 2024	52%	26%	13%	4%	4%	0%	2%
Omidyar 2021	51%	24%	8%	5%	8%	5%	0%
Omidyar 2014	23%	25%	14%	7%	4%	12%	14%
Omidyar 2011	29%	29%	14%	4%	0%	11%	14%
Omidyar 2004	54%	15%	0%	0%	15%	8%	8%
Average Funder	57%	19%	9%	3%	3%	4%	4%
Custom Cohort	55%	20%	10%	4%	4%	4%	4%

Selected Subgroup: None	
Time Spent On Monitoring, Reporting, And Evaluation Process (Annualized) (By Subgroup)	
1 to 9 hours	
10 to 19 hours	
20 to 29 hours	
30 to 39 hours	
40 to 49 hours	
50 to 99 hours	
100+ hours	

Customized Questions

To what extent has your relationship with Omidyar Network supported your ability to advance your organization's goals and mission through:

1 = Not at all 4 = Somewhat 7 = To a great extent



Cohort: None Past results: on

Grantees' Organization Characteristics

Selected Cohort: None		
How long has your organization been in operation?	Omidyar 2024	Omidyar 2021
Less than 1 year	4%	3%
1 to 4 years	25%	31%
5 to 9 years	19%	19%
10 years or more	53%	47%

Selected Subgroup: None
How long has your organization been in operation? (By Subgroup)
Less than 1 year
1 to 4 years
5 to 9 years
10 years or more

How many people work at your organization?	Omidyar 2024	Omidyar 2021
5 or less	25%	23%
6 to 10	17%	18%
11 to 20	17%	21%
21 to 50	20%	19%
More than 50	21%	21%

Selected Subgroup: None
How many people work at your organization? (By Subgroup)
5 or less
6 to 10
11 to 20
21 to 50
More than 50

Grantees' Written Comments

In Omidyar Network's Grantee Perception Report survey, CEP asks five written questions:

1. "Please comment on the quality of Omidyar Network's processes, interactions, and communications."
2. "Thinking beyond the grant you received, please comment on how Omidyar Network influences your field, community, or organization."
3. "What specific improvements would you suggest that would make Omidyar Network a better funder?"
4. "What do you see as the biggest gaps in your field that Omidyar Network currently fills, if any, that adds unique value?"
5. "What is the biggest risk or challenge you see on the horizon that could disrupt your organization's goals over the next couple of years?"

To download the full set of grantee comments and suggestions, please refer to the Attachments in the "Report Overview" section of your report. Please note that some comments may be redacted or removed to protect the confidentiality of respondents.

CEP's Qualitative Analysis

CEP thoroughly reviews each comment submitted and conducts comprehensive qualitative analysis on two of these questions in the GPR.

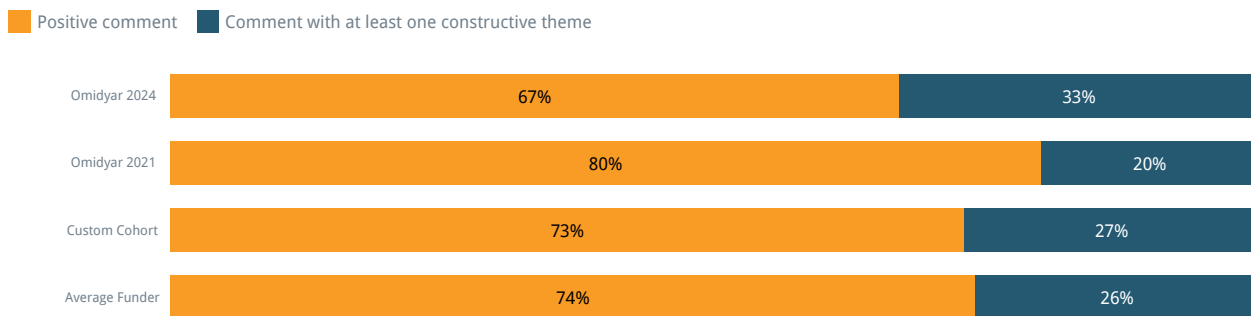
The following pages outline the results of CEP's analyses.

Quality of Processes, Interactions and Communications

Grantees were asked to comment on the quality of Omidyar Network's processes, interactions, and communications. Their comments were then categorized by the nature of their content, specifically whether the content is positive, neutral or constructive.

For a comment to be categorized as constructive, there must have been at least one constructive topic in its content.

Positivity of Comments about the Quality of Omidyar Network's Processes, Interactions, and Communications



Cohort: Custom Cohort Past results: on

Suggestion Topics

Grantees were asked to provide any suggestions for how ON could improve. The 171 grantees that responded to the survey provided 112 constructive suggestions. These suggestions were thematically categorized by CEP and grouped into the topics below.

Proportion of Grantee Suggestions by Topic

Topic of Suggestion	Proportion
Strategy	30%
Grantmaking	20%
Beyond the Grant Assistance	17%
Grant Process	13%
Interactions	12%
Communication	4%

Topic of Suggestion	Proportion
Impact of ON on Fields, Communities, Organizations	3%
Other	1%

Selected Suggestions

Grantees were asked to provide any suggestions for how ON could improve. The 171 grantees that responded to the survey provided a total of 112 distinct suggestions. These suggestions were thematically categorized by CEP and grouped into the topics below.

Strategy (30% N=34)

- Communication of Strategy (N = 14)
 - "Clearly stated objectives and goals."
 - "Clarify and communicate better on its long term strategy, desired outcomes, and resources it investing in a field."
 - "To enhance Omidyar Network's effectiveness as a funder, improved communication regarding their strategic plans and priorities is crucial."
 - "It would be helpful to be briefed on ON's strategy and goals related to our grant and the portfolio we are funded out of."
 - "More clarity about their strategies and how and where they interconnect."
 - "Better communication on how the grantee's work contributes to ON's organizational mission."
- Orientation of ON's Strategy and Approach (N = 9)
 - "We believe that funding priorities should be community-centric and driven by the concerns of directly-impacted people. We feel that a model funder is one who creates opportunities for the communities they serve to influence funding decisions. We would also recommend the "trust-based philanthropy" model which offers multiple avenues for reporting (for example, calls in lieu of written reports) and works collaboratively with grantees to determine deliverables. "
 - "ON should develop more clear, realistic strategies and then target its support to meet specific goals."
 - "Strengthen ecosystems of actors on specific issues without unduly orienting those ecosystems towards ON's priorities or funding."
 - "Consistency in their strategy in the long-term is also crucial to allow projects to thrive. The change we are trying to bring to the world take time and will not be achieved from one day to the other. An organization with the size of ON cannot be hostage of the latest trend or hype. It needs to have long-term vision for impact."
- Opportunities for Future Funding (N = 5)
 - "I think a "next steps" or "what's next" conversation that clearly indicates whether additional funding may be available in a topic area or not would be useful. Even if the answer is, "we don't know yet.""
 - "Be more forthright with its capacity for funding and the process it uses to renew grants, all of which has never been shared with us after several years of working together."
 - "Being clearer about...the possibility or practices of renewal. It would be great to have them more as thought partners on some major developments. I think it will be interesting to see if there's opportunity to discuss or inform potential shifts in their strategic thinking."
- Other (N = 6)

Grantmaking (20% N=22)

- Length of Grant (N = 13)
 - "It would be very helpful if we had multi-year funding. By "multi-year funding," I don't mean more time to spend one year's worth of funding but to provide two-years of funding for a two year period. That the funding is only for one year and that it takes a significant amount of time to get renewal funding through the process, we have had discontinuity in our funding, which makes our program much less efficient and effective."
 - "The single most useful thing is multi-year, flexible grants that help us plan AND respond to a dynamic context. The classic - "more money, less restriction." That said, we appreciate this two-year grant and the collaborative relationship with Omidyar staff which, we believe, would help us pivot if we believed there was a need for a strategy shift."
 - "...Multi-year grants would be helpful in order to spend less time on fundraising. Plus the one year cycle makes it challenging to hire research support."
 - "Access to other long term funding opportunities would offer our organization greater stability and flexibility to pursue our objectives with confidence."
 - "Continue building on what you've funded with a long-term commitment and rely on the trust you've built with us as your guide."
 - "Multi-year funding commitments are also helpful to each and every grantee for budgeting."
- Size of Grant (N = 5)
 - "...We could certainly increase our impact with additional funding support."
 - "The amount of the grant was quite limited. More funds would have been greatly appreciated and put to impactful use."
 - "We could use MORE funds"
- Type of Grant (N = 4)
 - "...Would be nice [to have] core funding instead of a little project here and there."

- "Flexible spending--essentially an operating grant designated for a general area of work--would increase our efficiency and, potentially, our impact."

Beyond the Grant Assistance (17% N=19)

- Connecting and Convening Grantees (N = 9)
 - "Make sure the organization's performance goals and approaches include dynamic and effective connections between grantees. Sometimes, there's a tension between giving grantees running room (in part to avoid any perception or reality of forced collaboration) and being so hands off that opportunities to connect and cross-pollinate get missed."
 - "When Omidyar did bring the program partners together it was super effective. I think gathering the various program partners for virtual and/or in-person meetings more often would be good for ON and for the partners."
 - "They could also provide ways for their grantees to connect or collaborate on different projects if their interests and goals align."
 - "Given ON's funding support for key formations, it seems like there is a missed opportunity to convene grantees to share lessons, build relationships, and identify opportunities for collaboration."
- Capacity-Building Support (N = 5)
 - "Omidyar could provide trainings on topics from fundraising, communications, or organization support."
 - "I wish we could collaborate and work with ON more to extend our network and work on needs of our organization beyond funding."
 - "There is a really strong need for professional development opportunities for nonprofit organizations trying to develop the next generation of nonprofit leaders. Specifically, we've noticed a need to prioritize people management training, especially as we focus on building pathways for internal promotion (and retention of valuable staff). These training opportunities help provide a shared understanding of what good people management looks like so that everyone across the organization knows what to expect from their manager, and so managers know what is expected of them in leading their teams. Some of our funders have developed programs that allow grantees to provide similar training for their staff through credits that can be used with specific vendors, including LifeLabs or The Management Center. Given how important people management is to staff experience, organizational equity, and programmatic success, this is something that the Omidyar Network could consider as a form of grantee support and development moving forward."
- Connecting Grantees with Other Funders/Funding (N = 5)
 - "Offering to help with connection to other funders that might be interested in supporting their work."
 - "Also pro-actively sharing our work with their networks - this is likely to happen, but we are at the start of the grant. Increased sharing of their impact and partnerships with other INGOs would be helpful."
 - "Connections with other funders and funding opportunities."

Grant Process (13% N=15)

- Clarity of Evaluation Criteria (N = 7)
 - "To make Omidyar Network an even better partner, a bit more transparency in their funding decisions and feedback could demystify the application process."
 - "Be more transparent about criteria, priorities and processes."
 - "Transparency on funding and grantee selection strategy."
 - "Clearer articulation of their funding criteria and objectives would enable potential grantees to align proposals more effectively, fostering greater impact and alignment with the donor's vision."
- Clarity of Guidelines (N = 5)
 - "Earlier up front communication about reporting or renewal processes/expectations is always appreciated."
 - "More consistent guidance from the outset about the proposal requirements would have helped streamline the process and ensure alignment."
 - "ON is very large with many initiatives underway. It was difficult to get a sense of how they all fit together and how the specific initiative that we proposed might fit in. Understanding this to better position our grant proposal was essential so a better database of initiatives and their objectives would be helpful."
- Other (N = 3)

Interactions (12% N=13)

- Building Deeper Relationships (N = 8)
 - "Consistency in the relationships developed by Program Officer and Grantees is really key."
 - "Connections to other ON staff and programs; better ON-initiated communications."
 - "Would welcome more opportunities to engage with multiple staff members (and what it looks like to be championed not by an individual, but by an institution) and to understand where we're situated among their other grantees."
 - "Developing deeper, long-term relationships with their grantees could also help projects not just start strong but grow and sustain over time."
- Responsivness (N = 2)
 - "Slightly more prompt responses to emails."
- Other (N = 3)

Communication (4% N=5)

- Communicating Externally (N = 3)

- "...Hold an annual webinar for all of their grant recipients. They could talk about how ON's priorities are evolving, and share any insights ON has gleaned by integrating feedback across all their grant recipients."
- "Use ON's communications and social media platform to highlight the work of grantees more. Been enjoying the Five Big Headline newsletter."
- Transparency of Communication (N = 2)
 - "More communication. Transparency. Doing what they say they're going to do."

Impact of ON on Fields, Communities, Organizations (3% N=3)

- Understanding of Grantee Fields, Communities, Organizations (N = 3)
 - "I think Omidyar leadership has a limited understanding of challenges faced by people of color in technology spaces. It often relies on organizations that are large, DC focused, and largely unaccountable to grassroots organizations. "
 - "I hope that Omidyar would do more to support groups connected with grassroots groups and to think more about the role of legal groups in the space beyond policy. Policy is not the only way to shift narrative or culture."

Other (1% N=1)

- Working with Other Funders (N = 1)

Respondent Characteristics

Note: Demographic questions related to grantees' POC and racial/ethnic identity are only asked of respondents in the United States.

Survey language and response options for questions about race and ethnicity are guided by best practices shared by [National Institutes of Health](#), [Pew Research Center](#), [Psi Chi Journal of Psychological Research](#), and the [US Census Bureau](#).

Survey language and response options for questions about gender and LGBTQ+ identity are guided by best practices shared by [Fundations For LGBTQ Issues](#), [HRC Foundation's Welcoming Schools](#), and the [Williams Institute of the University of California – Los Angeles School of Law](#).

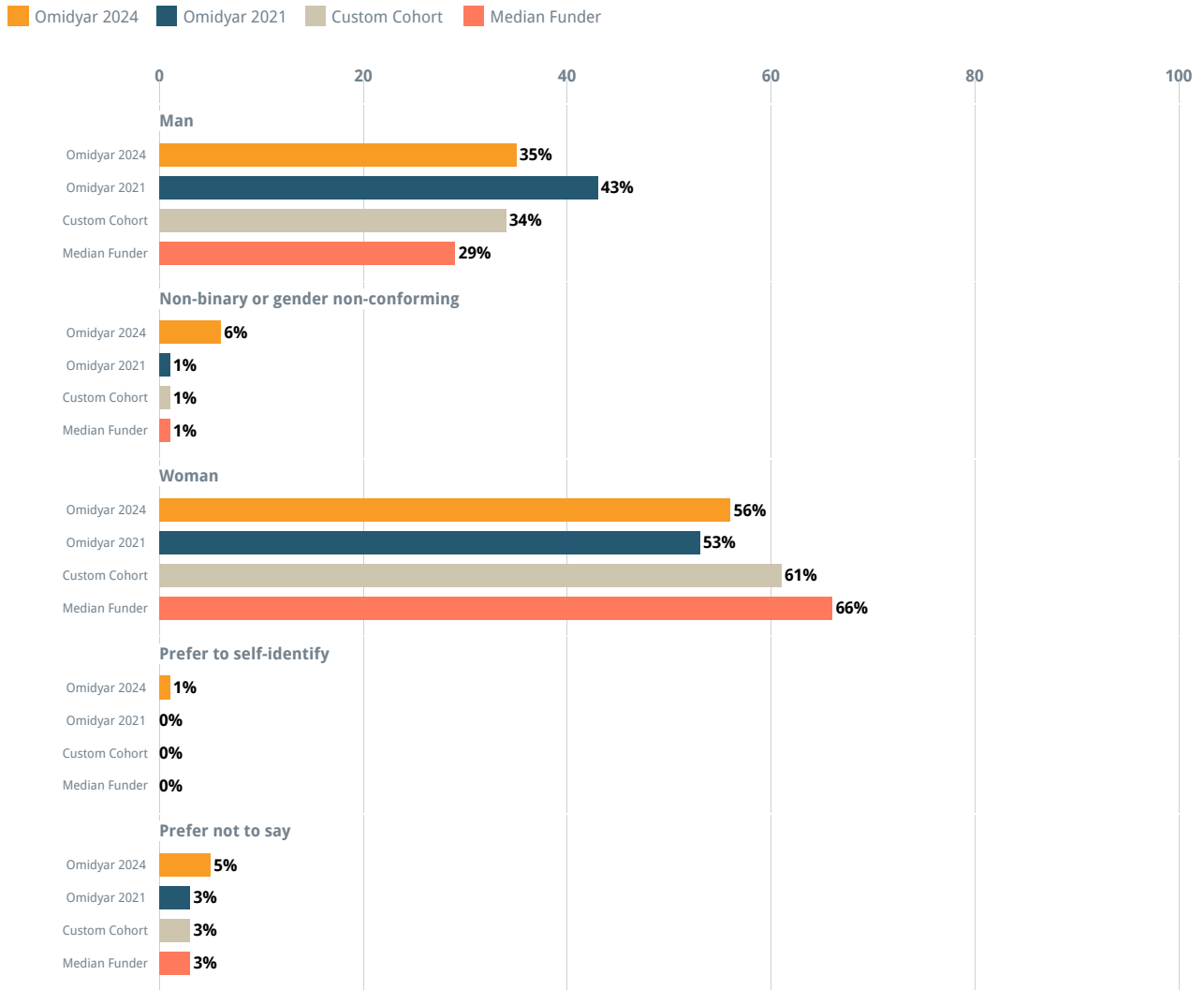
Survey respondents are asked to share their gender identities in a check-all-that-apply question. Each chart has the option of showing the average ratings of respondents who selected only "man," only "woman," multiple gender identities, "gender non-conforming or non-binary," "prefer to self-identify," and "prefer not to say" - as long as that response option had at least 10 respondents.

Respondent Demographics

Differences in Ratings by Respondent Demographics

It is CEP's standard practice to analyze responses for differences by the following demographics characteristics. There are no consistent, significant differences by respondent gender identity, person of color identity (for U.S. grantees), LGBTQ+ identity, or disability identity. There were not enough responses to run analysis by transgender identity.

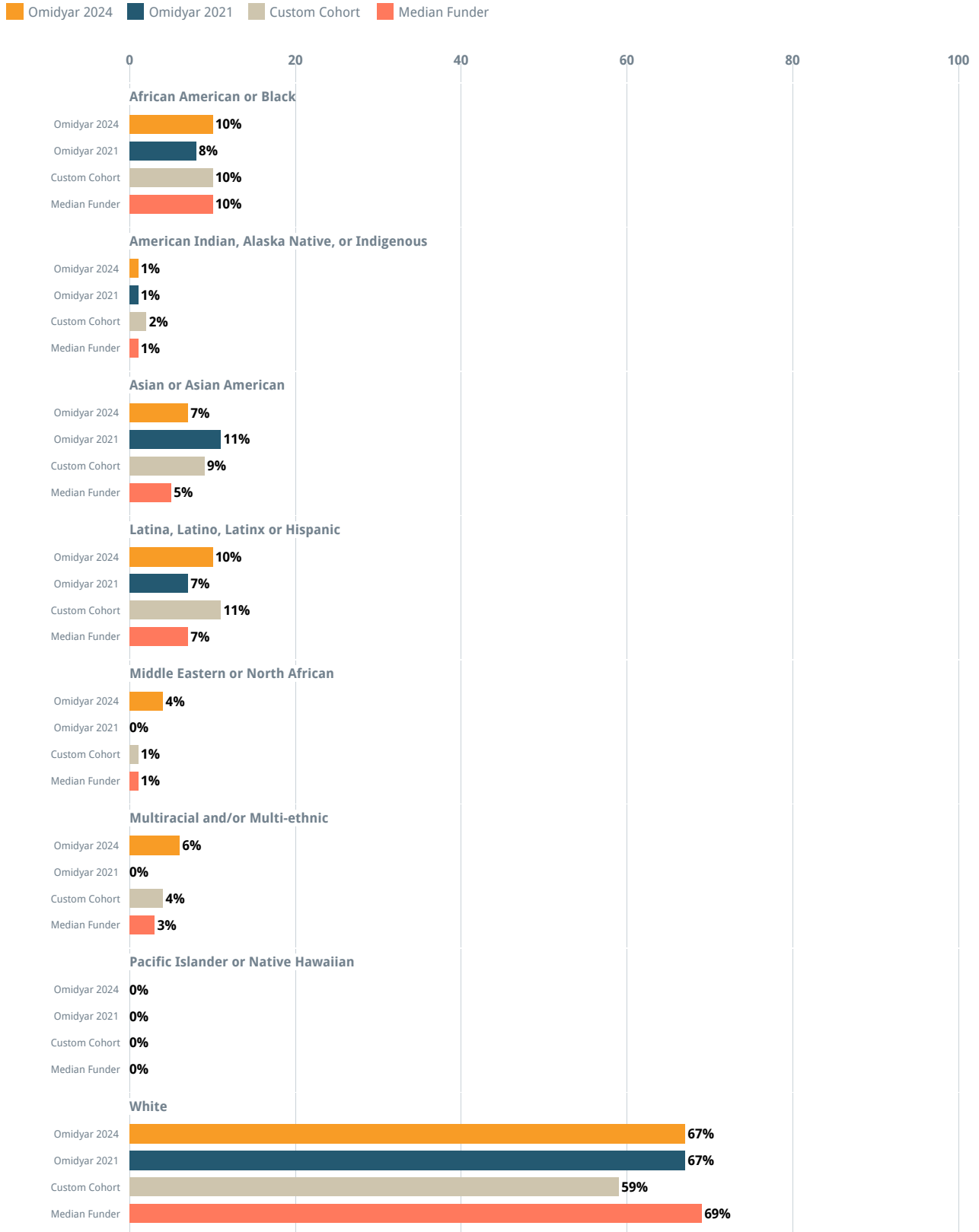
Please select the option that represents how you describe yourself:



Cohort: Custom Cohort Past results: on

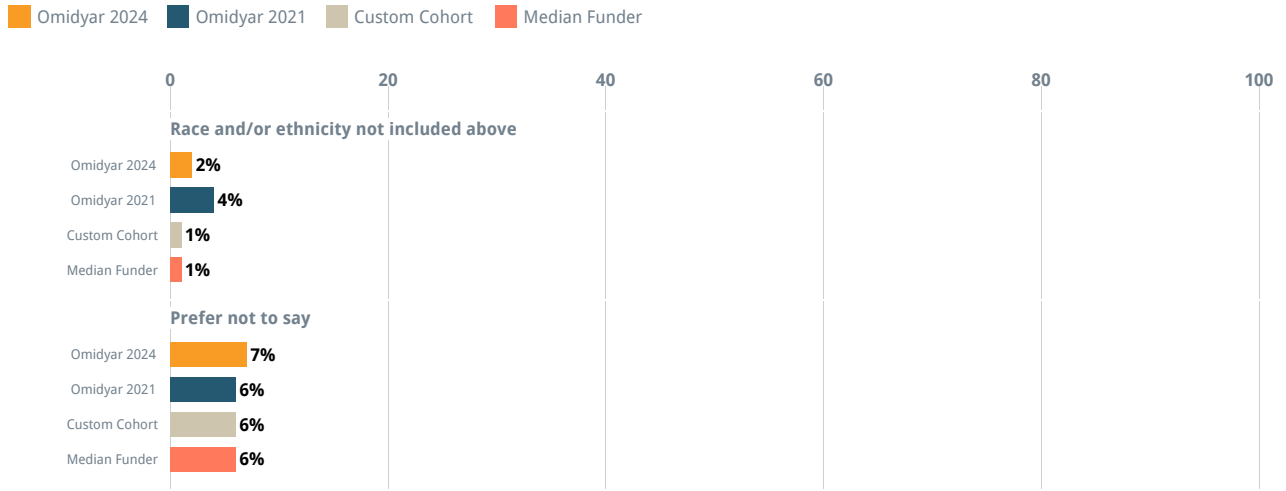
Selected Cohort: Custom Cohort				
Are you transgender?	Omidyar 2024	Omidyar 2021	Average Funder	Custom Cohort
Yes	2%	0%	1%	1%
No	92%	98%	96%	96%
Prefer not to say	6%	2%	4%	4%

How would you describe your race and/or ethnicity?



Cohort: Custom Cohort Past results: on

How would you describe your race and/or ethnicity? (cont.)



Cohort: Custom Cohort Past results: on

Selected Cohort: Custom Cohort				
Do you identify as a person of color?	Omidyar 2024	Omidyar 2021	Average Funder	Custom Cohort
Yes	27%	25%	25%	33%
No	65%	72%	69%	60%
Prefer not to say	8%	3%	6%	6%

Selected Cohort: Custom Cohort				
Do you have a disability?	Omidyar 2024	Omidyar 2021	Average Funder	Custom Cohort
Yes	9%	3%	6%	6%
No	78%	94%	89%	88%
Prefer not to say	13%	3%	5%	6%

Selected Cohort: Custom Cohort				
Do you identify as a member of the LGBTQ+ (Lesbian, Gay, Bisexual, Transgender, and Queer) community?	Omidyar 2024	Omidyar 2021	Average Funder	Custom Cohort
Yes	20%	11%	11%	12%
No	72%	82%	84%	82%
Prefer not to say	8%	6%	5%	5%

Respondent Job Title

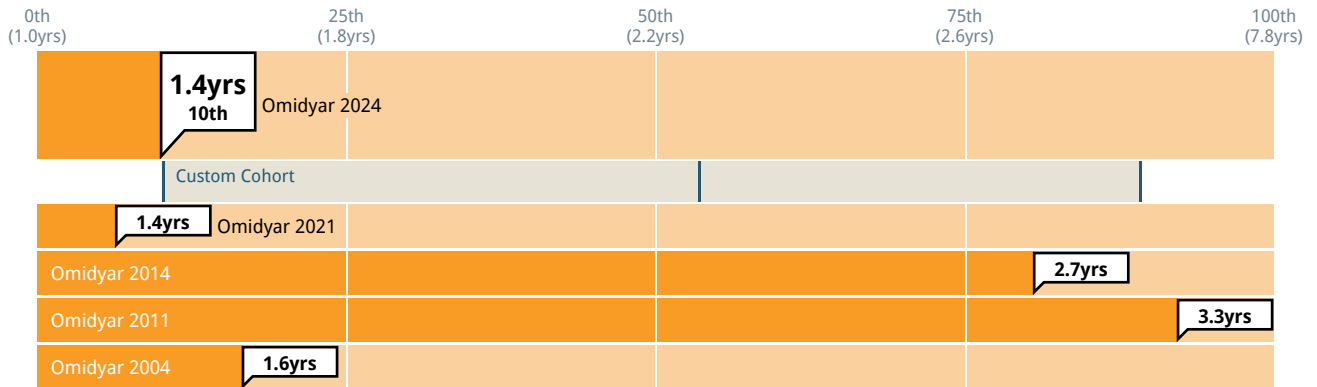
Selected Cohort: Custom Cohort						
Job Title of Respondents						
	Executive Director/CEO	Other Senior Team (i.e., reporting to Executive Director/CEO)	Project Director	Development Staff	Volunteer	Other
Omidyar 2024	50%	24%	8%	16%	0%	3%
Omidyar 2021	45%	26%	11%	13%	0%	4%
Omidyar 2014	59%	20%	10%	3%	0%	8%
Omidyar 2011	70%	16%	8%	0%	0%	5%
Omidyar 2004	75%	4%	4%	8%	0%	8%
Average Funder	47%	19%	11%	16%	1%	5%
Custom Cohort	46%	24%	11%	14%	0%	5%

Contextual Data

Please note that all information below is based on self-reported data from grantees.

Grantmaking Characteristics

Average Grant Length



Cohort: Custom Cohort Past results: on Subgroup: None

Selected Cohort: Custom Cohort	
Length of Grant Awarded	
Average grant length	
Omidyar 2024	1.4 years
Omidyar 2021	1.4 years
Omidyar 2014	2.7 years
Omidyar 2011	3.3 years
Omidyar 2004	1.6 years
Median Funder	2.2 years
Custom Cohort	2.2 years

Selected Cohort: Custom Cohort					
Length of Grant Awarded					
	0 - 1.99 years	2 - 2.99 years	3 - 3.99 years	4 - 4.99 years	5 - 50 years
Omidyar 2024	68%	23%	5%	1%	2%
Omidyar 2021	68%	29%	3%	0%	0%
Omidyar 2014	20%	16%	46%	13%	5%
Omidyar 2011	29%	24%	34%	5%	8%
Omidyar 2004	71%	12%	4%	8%	4%
Average Funder	47%	22%	19%	3%	8%
Custom Cohort	32%	35%	24%	4%	6%

Selected Cohort: Custom Cohort				
Proportion of Unrestricted Funding	Omidyar 2024	Omidyar 2021	Average Funder	Custom Cohort
No, this funding was not restricted to a specific use (e.g., general operating, core support)	34%	33%	29%	41%
Yes, this funding was restricted to a specific use (e.g., supported a specific program, project, capital need, etc.)	66%	67%	71%	59%

Grantmaking Characteristics - By Subgroup

Selected Subgroup: None	
Length of Grant Awarded (By Subgroup)	
Average grant length	

Selected Subgroup: None
Length of Grant Awarded (By Subgroup)
0 - 1.99 years
2 - 2.99 years
3 - 3.99 years
4 - 4.99 years
5 - 50 years

Selected Subgroup: None
Proportion of Unrestricted Funding (By Subgroup)
No, this funding was not restricted to a specific use (e.g., general operating, core support)
Yes, this funding was restricted to a specific use (e.g., supported a specific program, project, capital need, etc.)

Grant Size

Selected Cohort: Custom Cohort	
	Grant Amount Awarded
	Median grant size
Omidyar 2024	\$150K
Omidyar 2021	\$200K
Omidyar 2014	\$995K
Omidyar 2011	\$1000K
Omidyar 2004	\$300K
Median Funder	\$113K
Custom Cohort	\$350K

Selected Cohort: Custom Cohort									
Grant Amount Awarded									
	Less than \$10K	\$10K - \$24K	\$25K - \$49K	\$50K - \$99K	\$100K - \$149K	\$150K - \$299K	\$300K - \$499K	\$500K - \$999K	\$1MM and above
Omidyar 2024	1%	2%	11%	14%	20%	28%	12%	7%	4%
Omidyar 2021	0%	3%	2%	18%	11%	37%	13%	11%	4%
Omidyar 2014	0%	0%	0%	5%	3%	10%	8%	23%	50%
Omidyar 2011	0%	0%	0%	3%	8%	5%	11%	21%	53%
Omidyar 2004	4%	0%	4%	4%	0%	30%	17%	17%	22%
Average Funder	8%	11%	12%	14%	10%	17%	10%	9%	10%
Custom Cohort	1%	2%	4%	8%	10%	21%	17%	18%	19%

Selected Cohort: Custom Cohort	
Median Percent of Budget Funded by Grant (Annualized)	
Size of grant relative to size of grantee budget	
Omidyar 2024	4%
Omidyar 2021	10%
Omidyar 2014	12%
Omidyar 2011	19%
Omidyar 2004	16%
Median Funder	4%
Custom Cohort	6%

Grant Size - By Subgroup

Selected Subgroup: None
Grant Amount Awarded (By Subgroup)
Median grant size

Selected Subgroup: None
Grant Amount Awarded (By Subgroup)
Less than \$10K
\$10K - \$24K
\$25K - \$49K
\$50K - \$99K
\$100K - \$149K
\$150K - \$299K
\$300K - \$499K
\$500K - \$999K
\$1MM and above

Selected Subgroup: None
Median Percent of Budget Funded by Grant (Annualized) (By Subgroup)
Size of grant relative to size of grantee budget

Grantee Characteristics

Please note that all information below is based on self-reported data from grantees.

Selected Cohort: Custom Cohort	
Operating Budget of Grantee Organization	
Median Budget	
Omidyar 2024	\$3.1M
Omidyar 2021	\$1.5M
Omidyar 2014	\$3.2M
Omidyar 2011	\$2.5M
Omidyar 2004	\$1.8M
Median Funder	\$1.7M
Custom Cohort	\$3M

Selected Cohort: Custom Cohort						
Operating Budget of Grantee Organization						
	<\$100K	\$100K - \$499K	\$500K - \$999K	\$1MM - \$4.9MM	\$5MM - \$24MM	>=\$25MM
Omidyar 2024	2%	11%	11%	36%	24%	15%
Omidyar 2021	2%	18%	18%	32%	22%	8%
Omidyar 2014	0%	9%	9%	45%	31%	7%
Omidyar 2011	0%	16%	8%	39%	32%	5%
Omidyar 2004	0%	26%	4%	43%	22%	4%
Average Funder	8%	18%	13%	30%	19%	12%
Custom Cohort	3%	11%	12%	36%	25%	13%

Grantee Characteristics - By Subgroup

Selected Subgroup: None
Operating Budget of Grantee Organization (By Subgroup)
Median Budget

Selected Subgroup: None
Operating Budget of Grantee Organization (By Subgroup)
<\$100K
\$100K - \$499K
\$500K - \$999K
\$1MM - \$4.9MM
\$5MM - \$24MM
>=\$25MM

Funding Relationship

Selected Cohort: Custom Cohort	
Funding Status	
Percent of grantees currently receiving funding from Omidyar Network	
Omidyar 2024	73%
Omidyar 2021	89%
Omidyar 2014	93%
Omidyar 2011	84%
Omidyar 2004	88%
Median Funder	82%
Custom Cohort	81%

Selected Cohort: Custom Cohort						
Pattern of Grantees' Funding Relationship with Omidyar Network	Omidyar 2024	Omidyar 2021	Omidyar 2014	Omidyar 2011	Average Funder	Custom Cohort
First grant received from Omidyar Network	57%	65%	54%	58%	29%	36%
Consistent funding in the past	21%	20%	34%	24%	53%	47%
Inconsistent funding in the past	22%	15%	11%	18%	18%	17%

Funding Relationship - by Subgroup

Selected Subgroup: None
Funding Status (By Subgroup)
Percent of grantees currently receiving funding from Omidyar Network

Selected Subgroup: None
Pattern of Grantees' Funding Relationship with Omidyar Network (By Subgroup)
First grant received from Omidyar Network
Consistent funding in the past
Inconsistent funding in the past

Funder Characteristics

Please note that all information below is based on self-reported data from Omidyar Network.

Selected Cohort: Custom Cohort		
Financial Information		
	Total assets	Total giving
Omidyar 2024	\$369M	\$52.6M
Omidyar 2021	\$490.9M	\$103.6M
Omidyar 2014	\$319M	\$45.1M
Omidyar 2011	\$272M	\$23M
Omidyar 2004	\$113.1M	\$7.9M
Median Funder	\$304.6M	\$20.6M
Custom Cohort	\$3200M	\$159.8M

Selected Cohort: Custom Cohort						
Funder Staffing	Omidyar 2024	Omidyar 2021	Omidyar 2014	Omidyar 2011	Median Funder	Custom Cohort
Total staff (FTEs)	61	60	86	43	18	80
Percent of staff who are program staff	56%	55%	34%	53%	44%	47%

Selected Cohort: Custom Cohort						
Grantmaking Processes	Omidyar 2024	Omidyar 2021	Omidyar 2014	Omidyar 2011	Median Funder	Custom Cohort
Proportion of grants that are invitation-only	97%	99%	100%	95%	52%	97%
Proportion of grantmaking dollars that are invitation-only	93%	98%	100%	95%	71%	95%

Additional Survey Information

Grantees may decide not to answer any question in the grantee survey. On many questions in the survey, grantees are allowed to select “don’t know” or “not applicable” if they are not able to provide an alternative answer. In addition, some questions in the survey are only displayed to a select group of grantees for which that question is relevant based on a previous response.

As a result, there are some measures where only a subset of responses is included in the reported results. The table below shows the number of responses included in each of the survey measures. The total number of respondents to Omidyar’s grantee survey was 171.

Question Text	Number of Responses
Overall, how would you rate the Foundation's impact on your organization?	167
Overall, how would you rate the Foundation's impact on your local community?	84
Overall, how would you rate the Foundation's impact on your field?	162
To what extent has the Foundation advanced the state of knowledge in your field?	149
To what extent has the Foundation affected public policy in your field?	119
How well does the Foundation understand your organization's strategy and goals?	166
How aware is the Foundation of the challenges that your organization is facing?	166
How well does the Foundation understand the social, cultural, or socioeconomic factors that affect your work?	164
How well does the Foundation understand the field in which you work?	167
Please indicate any types of assistance beyond the grant that were a component of what you received from the Foundation.	166
Please rate the extent to which you agree with the following statements about the assistance beyond the grant you received from the Foundation:	
The assistance beyond the grant I received met an important need for my organization and/or program	114
The assistance beyond the grant I received strengthened my organization and/or program	113
The Foundation's assistance beyond the grant was a worthwhile use of the time required of us	113
I felt the Foundation would be open to feedback about the assistance beyond the grant it provided	112
How well does the Foundation understand the needs of the people and communities that you serve?	157
Are the efforts funded by this grant primarily meant to benefit historically disadvantaged groups?	170
Specifically, are any of the following the primary intended people and/or communities served by the efforts funded by this grant?	71
Specifically, are any of the following the primary intended people and/or communities served by the efforts funded by this grant?	5
To what extent do you agree or disagree that the Foundation has clearly communicated what diversity, equity, and inclusion means for its work?	148
To what extent do you agree or disagree that the Foundation demonstrates an explicit commitment to diversity, equity, and inclusion in its work?	158
How comfortable do you feel approaching the Foundation if a problem arises?	170
Overall, how responsive was the Foundation staff?	170
To what extent did the Foundation exhibit trust in your organization's staff during this grant?	167
To what extent did the Foundation exhibit candor about the Foundation's perspectives on your work during this grant?	167
To what extent did the Foundation exhibit compassion for those affected by your work during this grant?	167
To what extent is the Foundation open to ideas from grantees about its strategy?	166
How often do/did you have contact with your program officer during this grant?	170
Has your main contact at the Foundation changed in the past six months?	164
At any point during this grant, including the selection process, did Foundation staff conduct a site visit?	169
How clearly has the Foundation communicated its goals and strategy to you?	169
How consistent was the information provided by different communication resources, both personal and written, that you used to learn about the Foundation?	159
Overall, how transparent is the Foundation with your organization?	168
How well do you understand the way in which the work funded by this grant fits into the Foundation's broader efforts?	165

Question Text	Number of Responses
Did you submit a proposal to the Foundation for this grant?	163
Did you have contact with a Foundation staff member via phone, email, or in-person/video before you applied?	130
To what extent was the Foundation's selection process a helpful opportunity to strengthen the efforts funded by the grant?	135
To what extent was the Foundation's selection process an appropriate level of effort given the amount of funding received?	148
As you developed your grant proposal, how much pressure did you feel to modify your organization's priorities in order to create a grant proposal that was likely to receive funding?	133
To what extent was the Foundation clear and transparent about the selection process requirements and timelines?	150
To what extent was the Foundation clear and transparent about the criteria the Foundation uses to decide whether a proposal would be funded or declined?	120
At any point during the proposal or the grant period, did the Foundation and your organization exchange ideas regarding how your organization would assess the results of the work funded by this grant?	135
Have you participated in a reporting or evaluation process?	156
To what extent was the Foundation's reporting process straightforward?	92
To what extent was the Foundation's reporting process adaptable, if necessary, to fit your circumstances?	90
To what extent was the Foundation's reporting process relevant, with questions and measures pertinent to the work funded by this grant?	95
To what extent was the Foundation's reporting process a helpful opportunity for you to reflect and learn?	94
To what extent did the evaluation incorporate your input in the design of the evaluation?	17
To what extent did the evaluation result in you making changes to the work that was evaluated?	15
Total funding committed for this grant	168
Total number of years of approved funding for this grant	164
Was the funding you received restricted to a specific use?	168
What is the approximate annual operating budget of your organization?	157
Are you currently receiving funding from the Foundation?	166
Which of the following best describes the pattern of your organization's funding relationship with the Foundation?	162
Custom Questions	
To what extent has your relationship with Omidyar Network supported your ability to advance your organization's goals and mission through:	
New insights about your field that have led or will lead to decisions in your work or organization	159
New and/or deepened relationships with valuable key actors, partners, networks, and/or experts	161
New and/or improved connections to additional sources of funding for your work (beyond Omidyar Network)	157

About CEP and Contact Information

The Center for Effective Philanthropy's mission is to provide data, feedback, programs, and insights to help individual and institutional donors improve their effectiveness. We do this work because we believe effective donors, working collaboratively and thoughtfully, can profoundly contribute to creating a better and more just world.

CEP pursues this mission through several core activities:

Assessment and Advisory Services: Our [assessments](#) provide actionable insights on funders' work with and influence on key stakeholders through comparative benchmarking. Our assessments include the Grantee and Declined Applicant Perception Reports (GPR/APR), Donor Perception Report (DPR) for community foundations, and Staff Perception Report (SPR) for foundation staff. Our customized [advisory projects](#) offer data-driven services to help funders answer pressing questions about their work.

CEP Learning Institute: The [CEP Learning Institute](#) draws on CEP's rigorous research and decades of experience advising foundations to offer learning cohorts, trainings, and custom workshops for individuals and groups looking to improve philanthropic practice.

Programming and External Relations: CEP works to promote philanthropic effectiveness through resources such as our [website](#), [blog](#), [podcast](#), [newsletter](#), speaking engagements, social media, free webinars, and biennial national conferences.

Research: CEP's research provides data-based insights about effective foundation practices and trends in the philanthropic sector. All of CEP's research reports can be downloaded for free at our online [resource library](#).

YouthTruth: The [YouthTruth](#) initiative partners with schools, districts, states, educational organizations, and education funders to enhance learning for all young people through validated survey instruments for students, families, and staff, as well as tailored advisory services.

Contact Information

Alice Mei
Manager, Assessment and Advisory Services
alicem@cep.org

Pranathi Posa
Analyst, Assessment and Advisory Services
pranathip@cep.org